



SOCIAL STORY

A visit to Atherstone Traffic School



GUIDELINES

Thank you for choosing to use a Social Story written for Atherstone Traffic School.

This Social Story is written by [Access Ability Australia](#) and is suited for a person who may live with autism spectrum disorder, a language disorder, social communication difficulties and/or a cognitive delay/disability.

For your Social Story to be successful, we recommend you follow these guidelines:

- Read Social Story often and preferably two weeks in advance of visit
- Social Story to be read and shared in an environment free of distractions
- Be calm, comfortable and honest when reading a Social Story
- Help the participant comprehend key points and consistently monitor for level of understanding
- Once the visit has taken place, revisit the Social Story to celebrate success.




**Access
Ability
Australia**

AAA Social Stories are designed and developed by [Access Ability Australia](#). To view the full range of free Social Stories available, go to [AAA Library](#).

Please complete our short [feedback form](#) to help us ensure continuous improvement.

© Access Ability Australia, All Rights Reserved. 2023 **DISCLAIMER:** All materials have been compiled from information available at time of production. They are not intended to replace professional advice including; but not limited to, access audits. All necessary care has been taken to design and produce Work(s). All measurements provided are within an approximate range. Full implementation guidelines are supplied in accordance with Work(s) in its entirety. You acknowledge and agree that you are using all services and facilities provided by Access Ability Australia at your own risk and you agree to defend, indemnify, save and hold Access Ability Australia harmless from any and all demands, liabilities, costs, losses and claims, howsoever suffered, including but not limited to legal fees that may arise directly or indirectly from any service provided or agreed to be provided by Access Ability Australia. You agree that this indemnification extends to all aspects of the Work(s), including but not limited to implementation and usage. Access Ability Australia are indemnified of all claims, liability, and expenses that may arise from use of Work(s) as per usage and acceptance of these terms and conditions. Access Ability Australia's resources/products are not to be altered by any parties without express permission of Access Ability Australia.




Accessibility Information

There is a Communication Access Sign at Atherstone Traffic School. This sign can be used to support communication. It can help people to understand and share information about their experiences. Use this sign to:

- make requests eg. "I want to ride my bicycle"
- ask questions eg. "where is the toilet"?
- express needs eg. "I need a drink"
- comment on activities and share the fun!



Communication Access Sign



October 2023 V1


Instructions
 This sign can be used to support communication. It can support people to understand and share information about their experiences. Use this sign to:

- make requests eg. I want to ride a bike.
- ask questions eg. where is the toilet?
- express needs eg. I want a drink.
- comment on activities and share the fun!




Instructional Video

ATHERSTONE TRAFFIC SCHOOL




○ Everyday Words
○ Activities
○ Feelings/Emotions

Want	See/Look	Fast	Safe/Safety	Helmet	Cafe hut	Stop sign	Traffic lights	I don't like it	
I/My	Turn	Listen	Slow	Ride	Bell	Bank hut	Pedestrian crossing	Hurt	
You/Your	Go	Help	Walk	Wait	Picnic/BBQ	Theatre hut	Roundabout	Sunsmart	Tired/Rest
What	Stop	I don't know	Finish	Broken	Drinking fountain	Hospital hut	Railway crossing	Crash	Sad
Where?	More	Push	On	Bike	Toilet	Give way	Animals crossing	I like it	Happy/Fun
Yes	Play	Loud	Off	Scooter	Food	<p>ABCDE Bike Check Guide</p> <ul style="list-style-type: none"> Air - check tyres are pumped up Brakes - check brakes are working Chain - check chain is clean and moving freely Drop - a small 10cm drop of the back wheel to check that there is nothing loose on the bike Ends - check handle bar-end plugs 			
No	See/Look	Don't/Can't	Home	Roller blades	Drink				



Download



© Access Ability Australia. All Rights Reserved. 2023 Owned by Access Ability Australia and developed in conjunction with VersaLearn.



I am going to visit the Atherstone Traffic School.

A traffic school is like a real town, but it is a place where I can learn about staying safe while riding.

I can practice riding my bicycle, scooter or tricycle on a track that looks just like a real road.

The road surface is flat with some raised speed-bumps.



I will need to bring my own bicycle, scooter or tricycle.

It is important to remember to bring my helmet.

In my bag, there might be a sunhat, sunscreen, a bottle of water and some food.



When we arrive, we will enter through a gate.

I will put on my helmet.

My trusted person will check that my helmet is fitted properly.



On the track, I will see:

- traffic signs
- traffic lights
- roundabouts
- pedestrian crossings
- a train crossing with boom gates.



There is an accessible toilet at the Atherstone Traffic School.

My trusted person can show me where the toilets are.



My trusted person will tell me when it is time to start riding around the track.

My trusted person will help me to stay safe.



I might want to have a break from riding around the track.

There are seats around the track where I can rest.

There is an undercover barbecue area with picnic tables and chairs.

There are also lots of grassed areas to sit and have something to eat or drink.





I will see cubby houses around the track.

I can go inside the cubby houses.

There is a theatre, café, bank and a hospital cubby house.

It is just like a little town.



Sometimes the track might be busy.

Sometimes it might sound loud.

That is okay.

The Atherstone Traffic School is a fun and exciting place to be.



There are lots of different sounds at the Atherstone Traffic School including:

- bells on bikes
- adults and children calling out to each other.



I can ask my trusted person to take me to the park next to the Atherstone Traffic School.

I can go for a walk with my trusted person and take some deep breaths.



My trusted person will tell me when it is time to leave.



The Atherstone Traffic School is lots of fun!