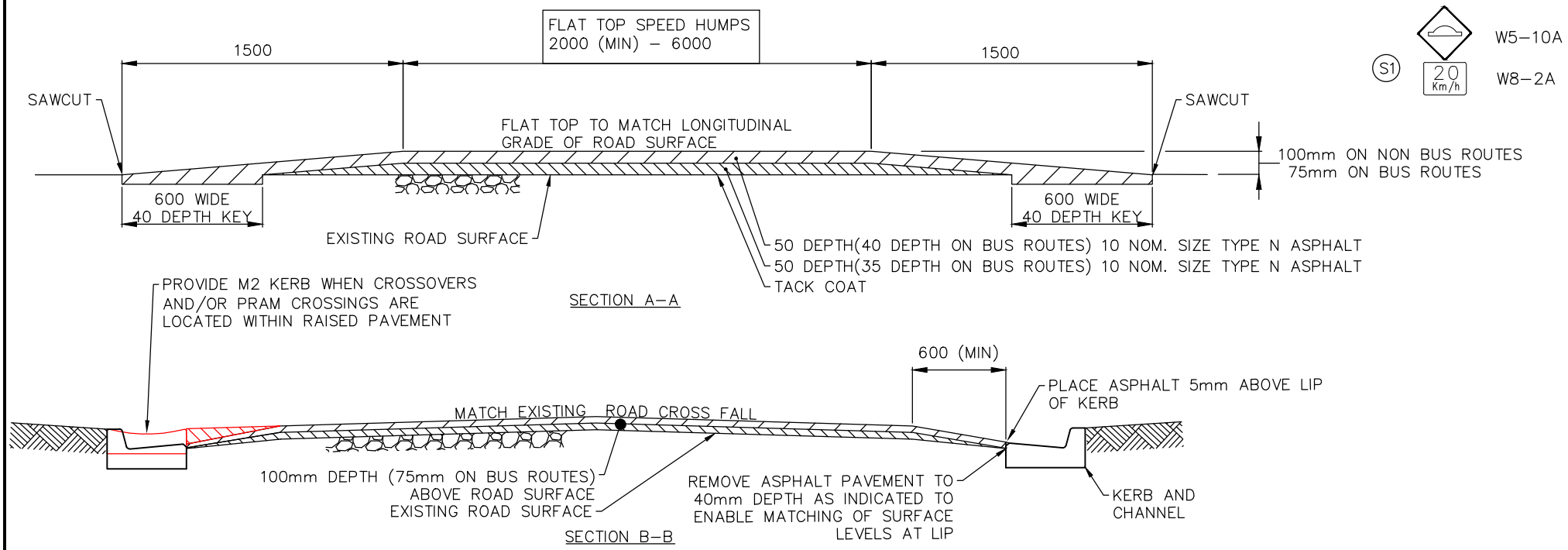

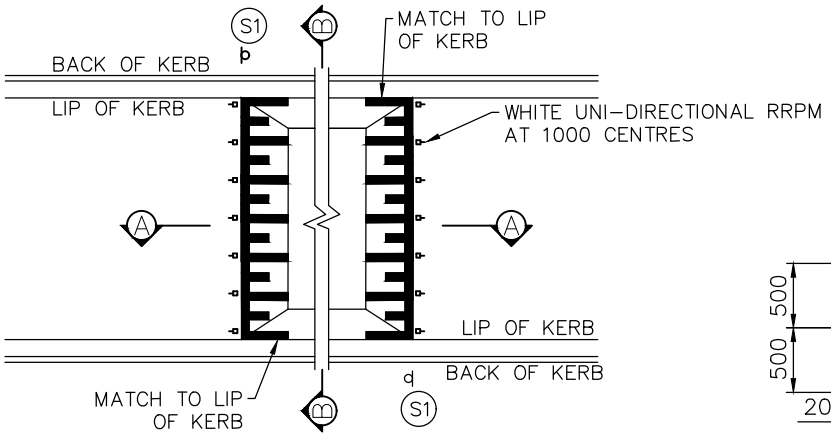

PLAN
FLAT TOP SPEED HUMP

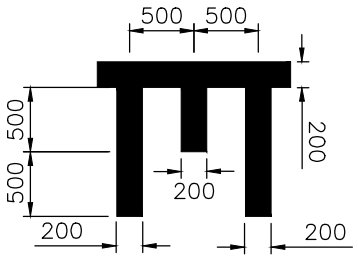

SPEED HUMP LINE
MARKING DETAIL

NOTES:

1. ALL DESIGN TO BE IN ACCORDANCE WITH 'AUSTROADS AGTM08 – PART 8 – LATM'
2. FLAT TOP WIDTH SHOULD BE MIN. 6m FOR BUSES.
3. ALL TRAFFIC MANAGEMENT DEVICES SHOULD BE SUPPLEMENTED WITH ADEQUATE STREET LIGHTING
4. ALL LINE MARKING TO BE THERMOPLASTIC OR COLD APPLIED PLASTIC LONG–LIFE TYPE
5. ALL SIGNS TO BE INSTALLED AS PER MCC 205
6. ASPHALT LEVELS TO BE CONSTRUCTED WITHIN TOLERANCE OF +10/–5mm.
7. ALL DIMENSIONS ARE IN MILLIMETRES UNLESS NOTED OTHERWISE
8. CROSSOVERS MUST BE MIN. 1m FROM SPEED HUMPS

ISSUE	APP'D	DATE	AMENDMENT
E			
D			
C	----	20/10/21	ADDED M2 DETAILS, UPDATED RAMP GRADE. 25/10+8/11+22/11 CHANGES
B	M.H	07/04/2020	----
A	M.H	08/03/2019	ADDED TO SET

GENERAL NOTES

CITY OF MELTON
ENGINEERING SERVICES DEPT

DESIGN: L.SHE
DRAWN: L.SHE
CHECKED: M.HUTCHINSON
DATE: MARCH 2019

PROJECT: **STANDARD DRAWING - MCC 508**

DETAILS: FLAT TOP SPEED HUMP DETAILS

N.T.S

SHEET 1 OF 1 | PAPER A3
DRAWING No. MCC 508 | REV C
FILE NAME MCC 508 - SPEED HUMP GUIDELINES V2.DWG

23/11/2021 11:03:09 AM