

Community Profile


Weir Views



Population


The estimated population of Weir Views in 2022 was

5,037



The population of Weir Views is expected to be

8,856
by 2031



13,202
by 2051

Age

The median age in Weir Views was




The largest service age groups in Weir Views was

| | | |
|--------------|---------------------------|--------------|
| 25-34 | Young workforce | 22.5% |
| 35-49 | Parents and home builders | 22% |
| 5-11 | Primary schoolers | 15.3% |

Households

The most dominant household size in Weir Views was



2 people

Of the total population in Weir Views



Families make up **84.8%**



Single lone person households make up **12.1%**




Group households make up **3.1%**

Housing

55%

of people in Weir Views were purchasing or fully own their home



38.7%

of people in Weir Views were renting privately

Need for assistance

3.8%

of the population in Weir Views reported needing assistance in their day-to-day lives due to a disability - this equates to 166 people.

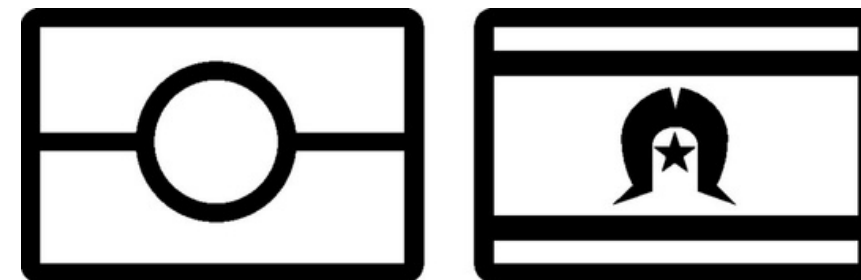


Ancestry

The largest ancestries in Weir Views were




1.3% of the population in Weir Views were Aboriginal or Torres Strait Islander - this equates to 58 people.

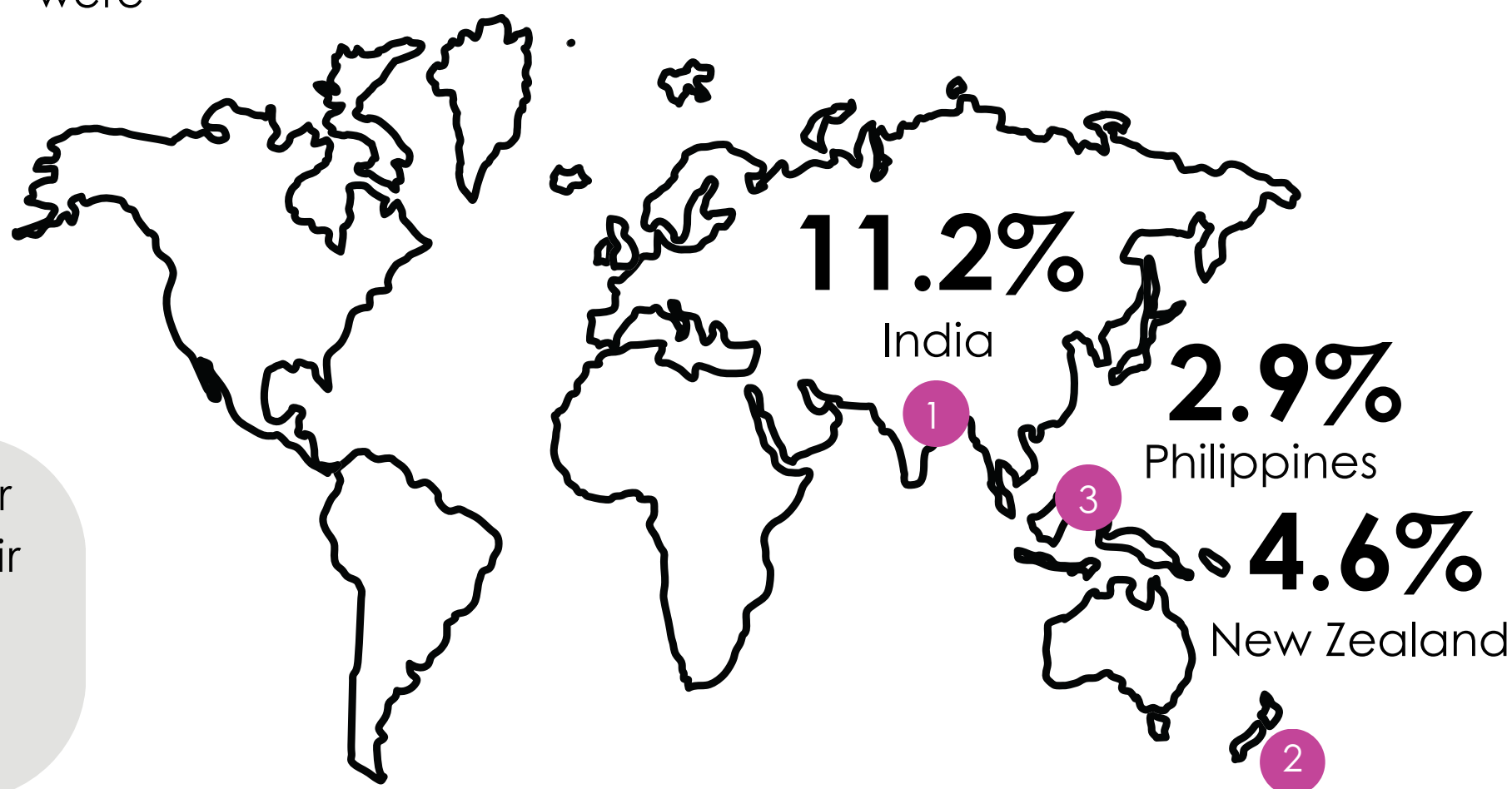


Place of birth

The top three countries of birth outside of Australia for Weir Views were



of people in Weir Views were born overseas



Between 2016 and 2021, the number of people born overseas living in Weir Views increased by

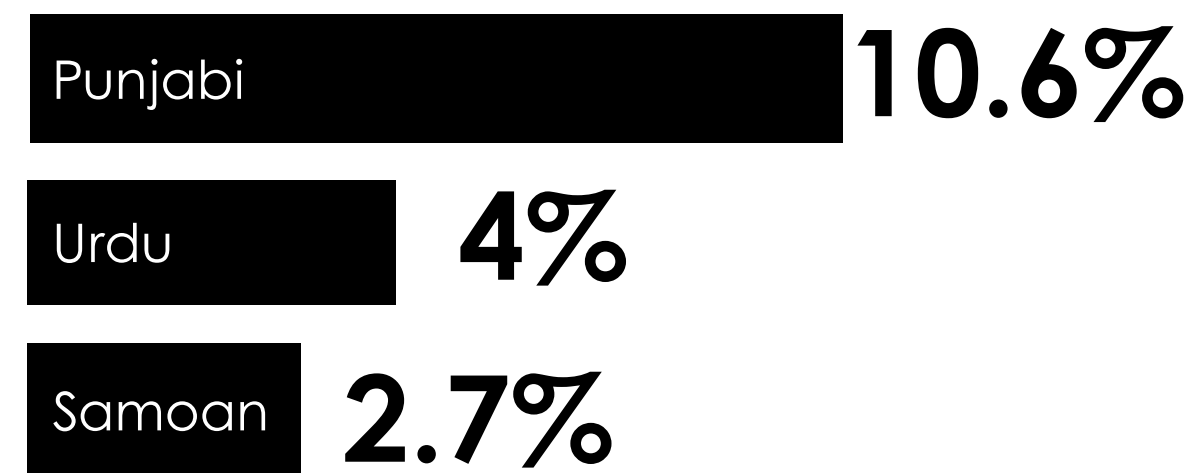
1555

Language

The percentage of people in Weir Views who speak a language other than English at home was

45%

Other than English, the top three languages spoken at home in Weir Views were:



5.6% of the population in Weir Views did not speak English at all, or don't speak it well

1723

Between 2016 and 2021, the number of people who used a language other than English at home in Weir Views increased by

Religion

The three largest religious affiliations for residents in Weir Views were



26%

of residents in Weir Views said they had no religious affiliation



6.7%

of residents in Weir Views did not answer the question on religion

Education

21.8%
of people in Weir Views
left school at year 10 or
below



63%
of people in Weir Views
completed year 12 or
equivalent



3.6%
of people in Weir Views
were attending
university at the time



37.8%
of people in Weir Views
had no higher
qualification



2.8%
of people in Weir Views
had a TAFE or
vocational qualification




23.5%
of people in Weir Views
had a bachelor's
degree or a higher
qualification

14.4% of 15-24 year olds in Weir Views were
disengaged with education and employment

Employment

1800 people in Weir Views
were employed

63% worked
full time



30% worked
part time

The unemployment
rate in Weir Views
was
8.2%


The top three industries of
employment in Weir Views was

Health care & social
assistance **13.5%**

Transport, postal
and warehousing **12.7%**

Construction **10.9%**

Unpaid work



7.5%
of people in Weir
Views did some
form of voluntary
work

19%

of people over 15 in
Weir Views did more
than 14 hours of
housework each
week



40.6%

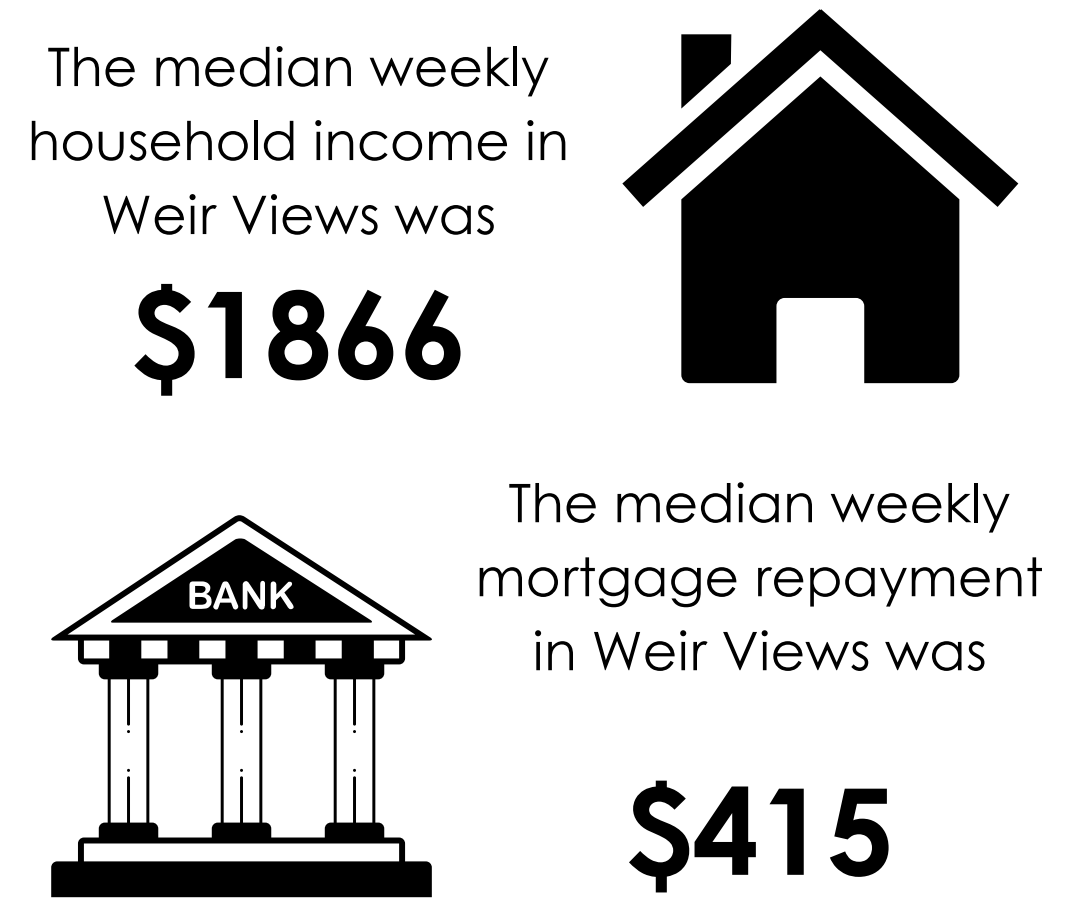
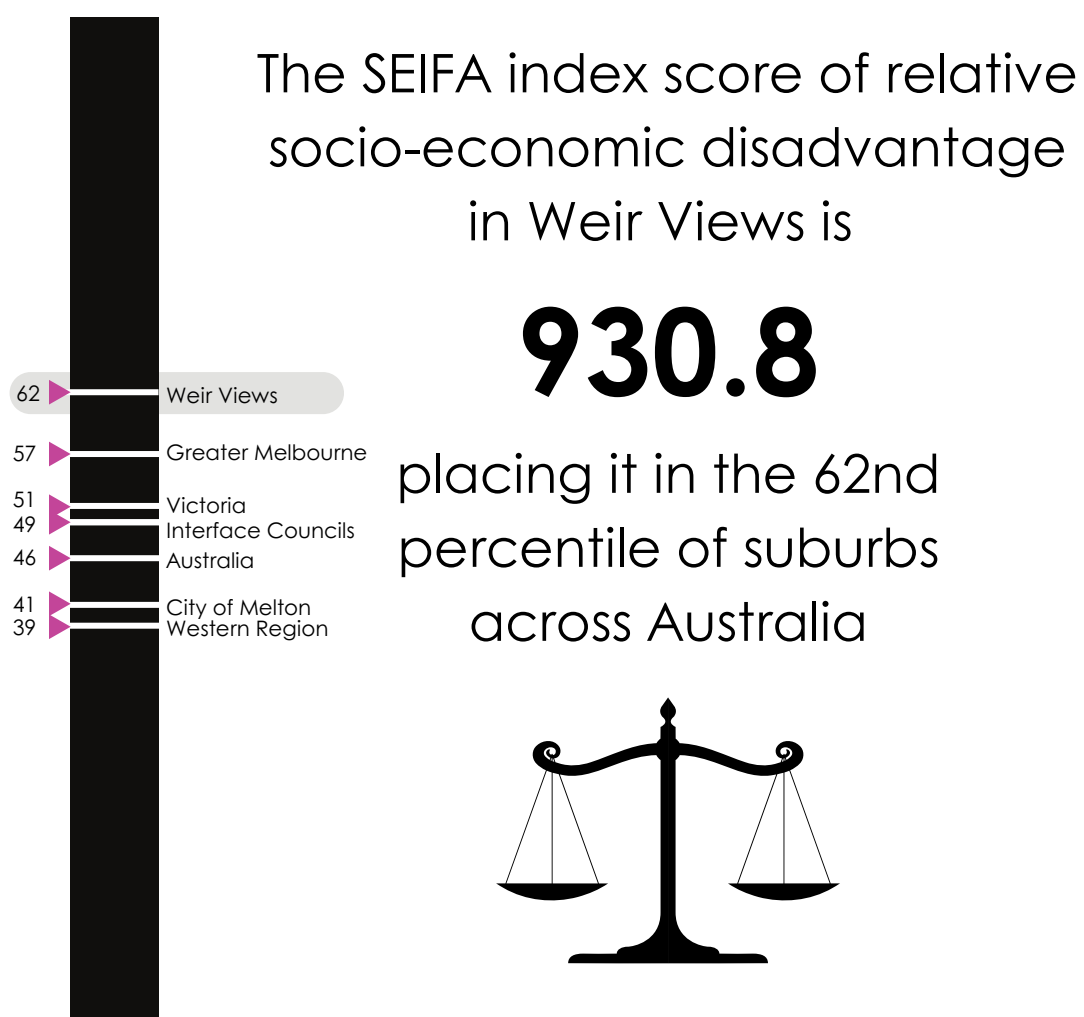
of people in Weir Views over
15 provided unpaid care to
children - this equates to 1168
people. Of these, 162 were
caring for children other than
their own.

10.8%

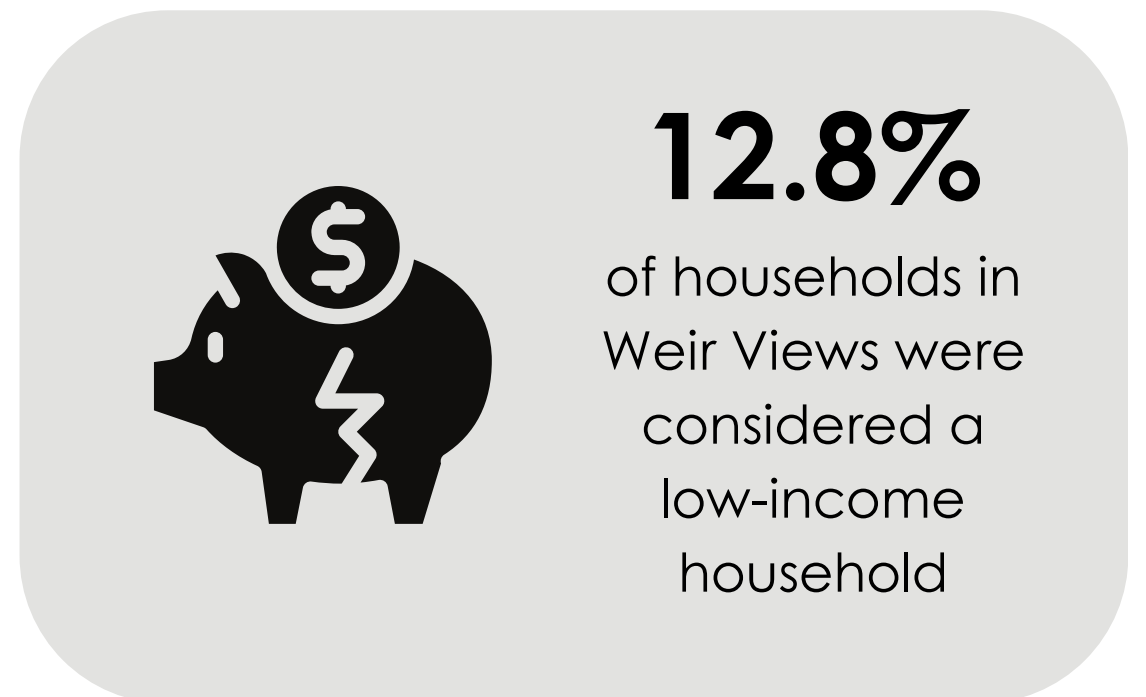
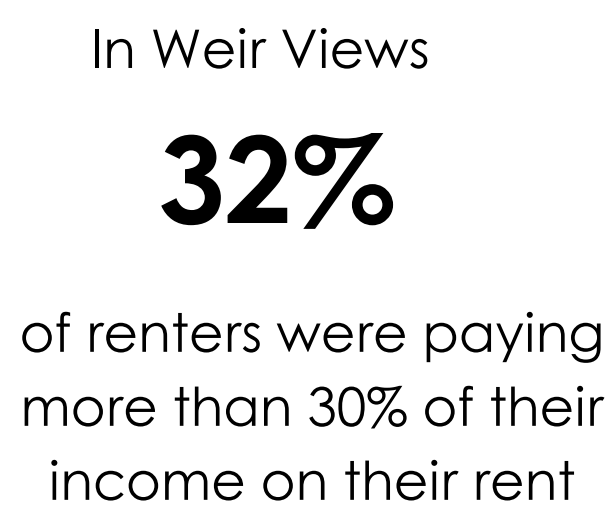
of people in Weir Views over
15 were providing unpaid
assistance to a person with a
disability, long term illness or
of older age - this equates to
311 people.



Income



Financial stress



Health

