

Community Profile


Truganina



Population


The estimated population of Truganina in 2022 was

1,520



The population of Truganina is expected to be

16,231
by 2031



24,599
by 2051

Age

The median age in Truganina was




The largest service age groups in Truganina was

25-34	Young workforce	30.4%
35-49	Parents and home builders	23.9%
0-4	Babies and Pre-schoolers	12%

Households

The most dominant household size in Truganina was



2 people

Of the total population in Truganina



Families make up **76.1%**



Single lone person households make up **15.9%**




Group households make up **2.3%**

Housing

69%

of people in Truganina were purchasing or fully own their home



23.3%

of people in Truganina were renting privately

Need for assistance

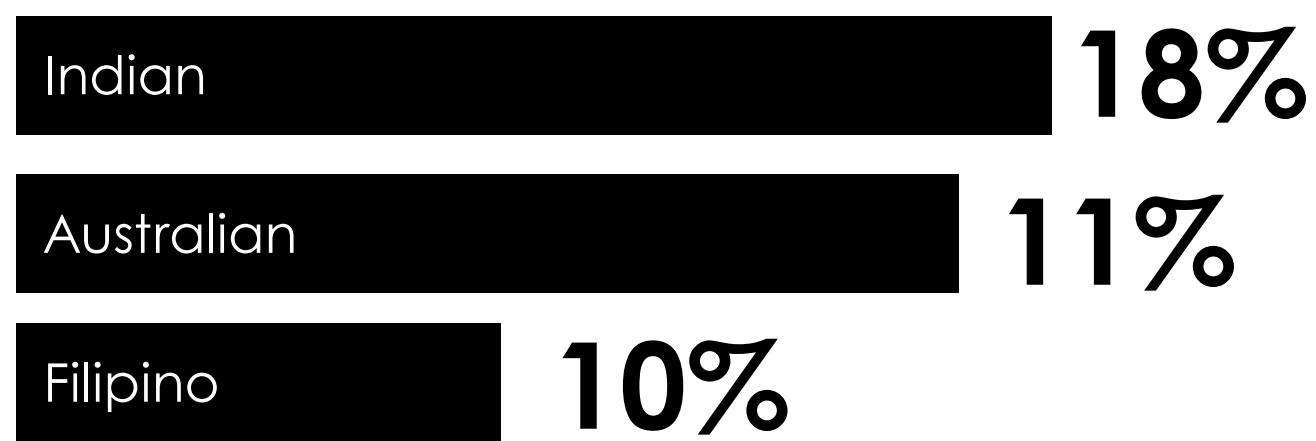
2.5%

of the population in Truganina reported needing assistance in their day-to-day lives due to a disability - this equates to 30 people.

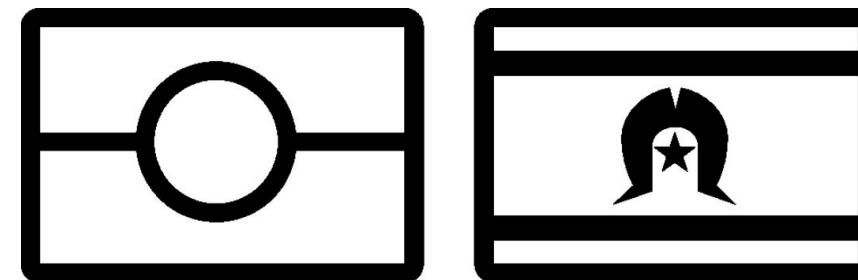


Ancestry

The largest ancestries in Truganina were




0.3% of the population in Truganina were Aboriginal or Torres Strait Islander - this equates to 3 people.

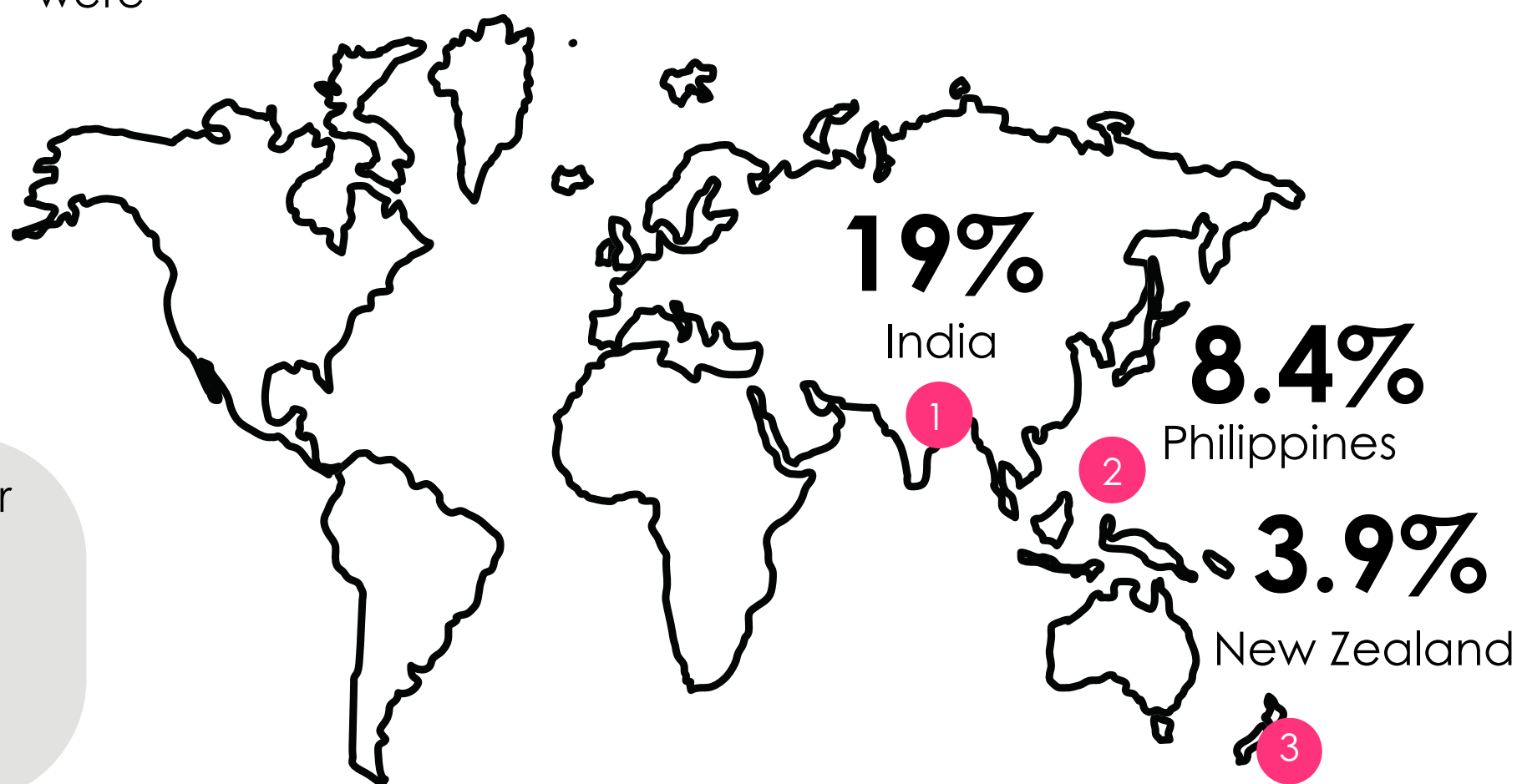


Place of birth

The top three countries of birth outside of Australia for Truganina were



52.8% of people in Truganina were born overseas



Between 2016 and 2021, the number of people born overseas living in Truganina increased by

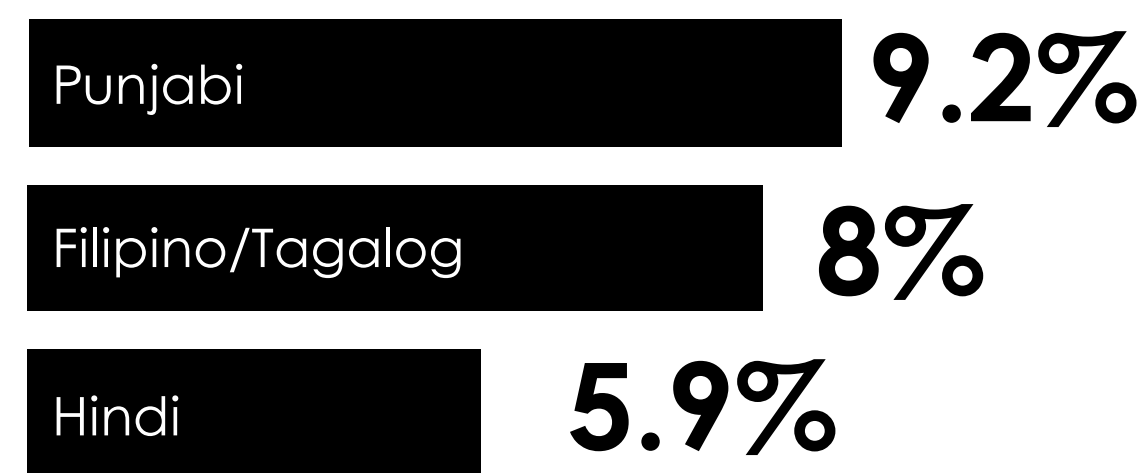
604

Language

The percentage of people in Truganina who speak a language other than English at home was

58.8%

Other than English, the top three languages spoken at home in Truganina were:



4.1% of the population in Truganina did not speak English at all, or don't speak it well

Between 2016 and 2021, the number of people who used a language other than English at home in Truganina increased by

667

Religion

The three largest religious affiliations for residents in Truganina were



16.1%

of residents in Truganina said they had no religious affiliation



7.3%

of residents in Truganina did not answer the question on religion

Education

13.8%
of people in Truganina left school at year 10 or below



72%
of people in Truganina completed year 12 or equivalent



4.4%
of people in Truganina were attending university at the time



27.3%
of people in Truganina had no higher qualification



4.2%
of people in Truganina had a TAFE or vocational qualification




38.4%
of people in Truganina had a bachelor's degree or a higher qualification

9.9% of 15-24 year olds in Truganina were disengaged with education and employment

Employment

632 people in Truganina were employed

67%
worked full time



25%
worked part time

The unemployment rate in Truganina was
5%

The top three industries of employment in Truganina was

Health care & social assistance **12.9%**

Construction **12.6%**

Transport, postal and warehousing **9%**

Unpaid work



7.7%
of people in Truganina did some form of voluntary work

19%

of people over 15 in Truganina did more than 14 hours of housework each week



35%

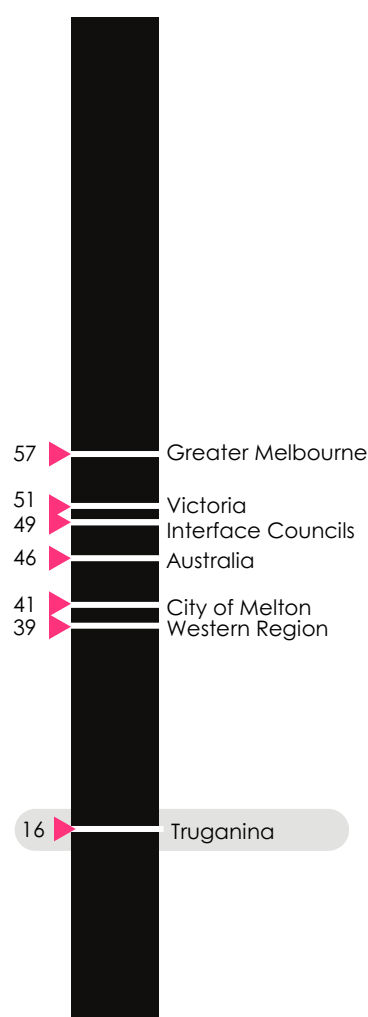
of people in Truganina over 15 provided unpaid care to children - this equates to 322 people. Of these, 40 were caring for children other than their own.

9.2%

of people in Truganina over 15 were providing unpaid assistance to a person with a disability, long term illness or of older age - this equates to 83 people.




Income



The SEIFA index score of relative socio-economic disadvantage in Truganina is

1054.6

placing it in the 16th percentile of suburbs across Australia



The median weekly household income in Truganina was

\$1866



The median weekly mortgage repayment in Truganina was


\$415

Financial stress

In Truganina

13%

of homeowners were paying more than 30% of their income on their mortgage



In Truganina

18.2%


of renters were paying more than 30% of their income on their rent



4.8%

of households in Truganina were considered a low-income household

Health



15.7%

of the population of Truganina reported having one or more health conditions

The most common long term health in Truganina was asthma



3.7%

of the population of Truganina reported having a mental health condition, including depression and anxiety - this equates to 45 people

