

Community Profile


Thornhill Park



Population


The estimated population of Thornhill Park in 2022 was

3,841



The population of Thornhill Park is expected to be

13,000
by 2031



26,468
by 2051

Age

The median age in Thornhill Park was



The largest service age groups in Thornhill Park was


35-49 Young workforce **30.3%**

25-34 Parents & Homebuilders **22.6%**

0-4 Babies and pre-schoolers **13.9%**

Households

The most dominant household size in Thornhill Park was



2 people

Of the total population in Thornhill Park



Families make up **83.1%**



Single lone person households make up **14.4%**




Group households make up **2.5%**

Housing

69%

of people in Thornhill Park were purchasing or fully own their home



24.1%

of people in Thornhill Park were renting privately

Need for assistance

2.8%

of the population in Thornhill Park reported needing assistance in their day-to-day lives due to a disability - this equates to 86 people.

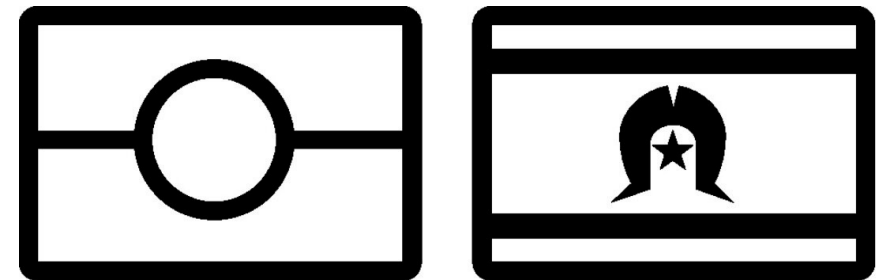


Ancestry

The largest ancestries in Thornhill Park were




0.5% of the population in Thornhill Park were Aboriginal or Torres Strait Islander - this equates to 14 people.

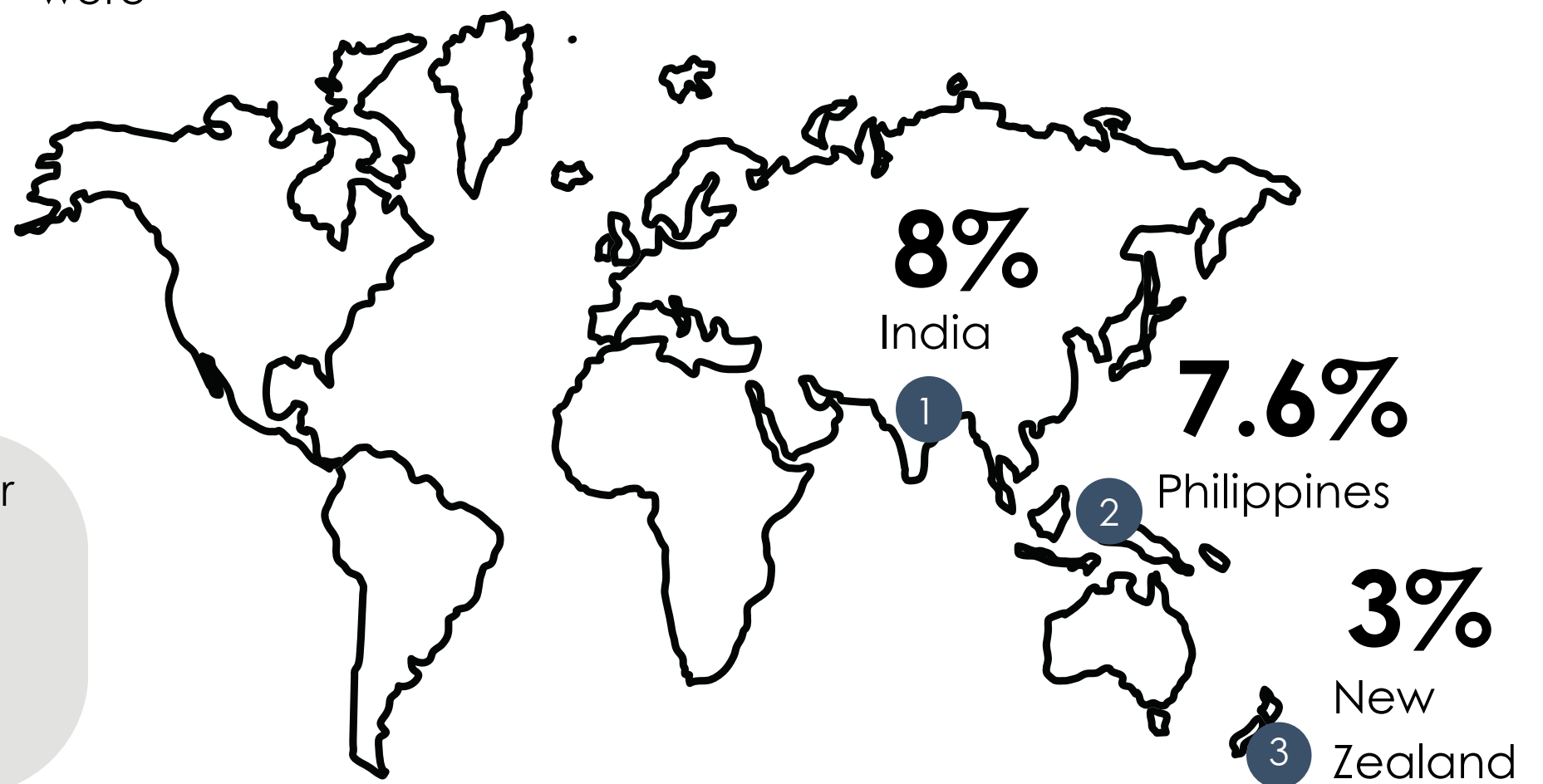


Place of birth

The top three countries of birth outside of Australia for Thornhill Park were



of people in Thornhill Park were born overseas



Between 2016 and 2021, the number of people born overseas living in Thornhill Park increased by

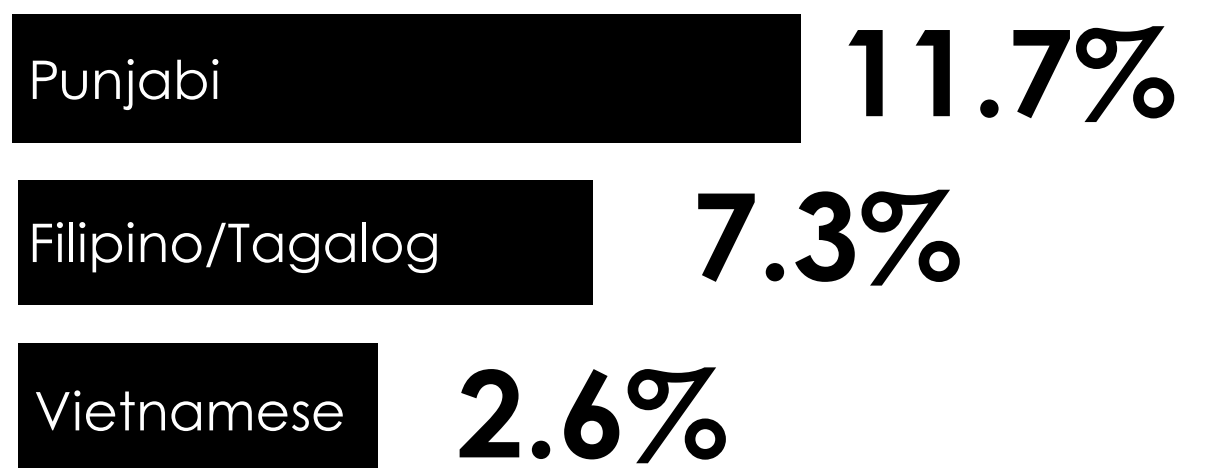
1430

Language

The percentage of people in Thornhill Park who speak a language other than English at home was

54.6%

Other than English, the top three languages spoken at home in Thornhill Park were:



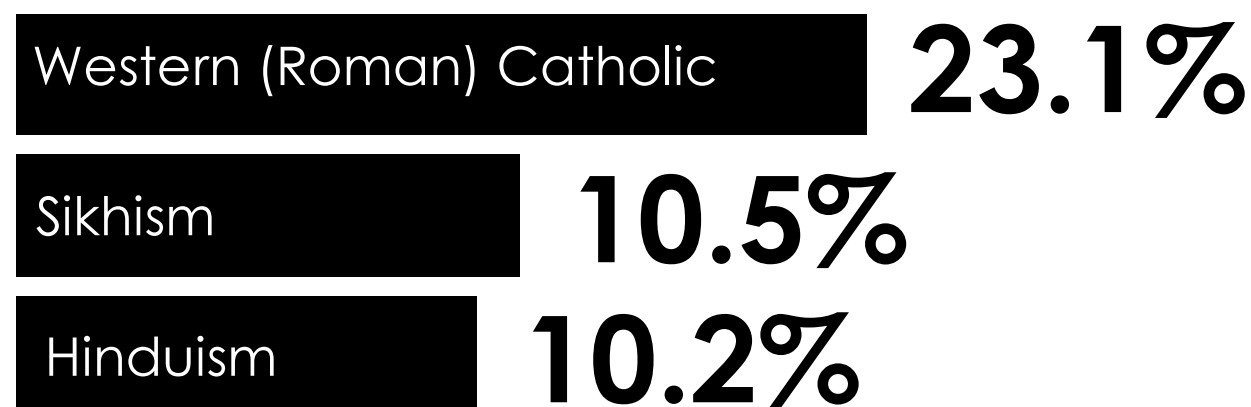
5.8% of the population in Thornhill Park did not speak English at all, or don't speak it well

Between 2016 and 2021, the number of people who used a language other than English at home in Thornhill Park increased by

1621

Religion

The three largest religious affiliations for residents in Thornhill Park were



19.2%

of residents in Thornhill Park said they had no religious affiliation



5.9%

of residents in Thornhill Park did not answer the question on religion

Education

17.8%

of people in Thornhill Park left school at year 10 or below



69.9%

of people in Thornhill Park completed year 12 or equivalent



3.5%

of people in Thornhill Park were attending university at the time



30%

of people in Thornhill Park had no higher qualification



2.4%

of people in Thornhill Park had a TAFE or vocational qualification



31.5%

of people in Thornhill Park had a bachelor's degree or a higher qualification

14.8% of 15-24 year olds in Thornhill Park were disengaged with education and employment


Employment

1552

people in Thornhill Park were employed

65%

worked full time



27%

worked part time

The unemployment rate in Thornhill Park was

7%

The top three industries of employment in Thornhill Park was

Health care & social assistance

14.4%


Transport postal & warehousing

12.4%

Construction

11.8%

Unpaid work



6%

of people in Thornhill Park did some form of voluntary work

19%

of people over 15 in Thornhill Park did more than 14 hours of housework each week



38.5%

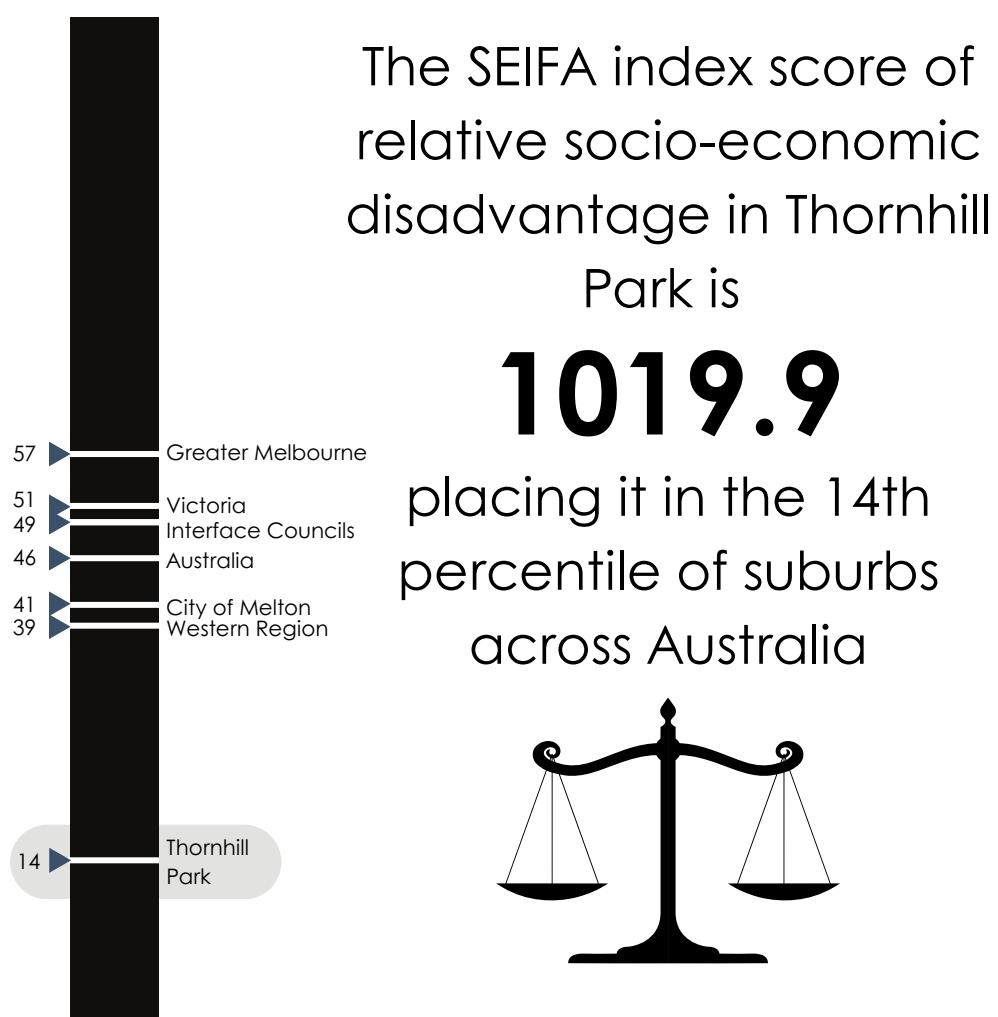
of people in Thornhill Park over 15 provided unpaid care to children - this equates to 864 people. Of these, 115 were caring for children other than their own.

9.7%

of people in Thornhill Park over 15 were providing unpaid assistance to a person with a disability, long term illness or of older age - this equates to 217 people.



Income



The personal median weekly income of people in Thornhill Park was

\$971

The median weekly household income in Thornhill Park was

\$2005

The median weekly mortgage repayment in Thornhill Park was

\$510

Financial stress

In Thornhill Park

23.2%

of homeowners were paying more than 30% of their income on their mortgage

In Thornhill Park

29.4%

of renters were paying more than 30% of their income on their rent

8.6%

of households in Thornhill Park were considered a low-income household

Health

19%

of the population of Thornhill Park reported having one or more health conditions

The most common long term health condition in Thornhill Park was asthma

5%

of the population of Thornhill Park reported having a mental health condition, including depression and anxiety - this equates to 152 people

