


# Community Profile Taylors Hill



## Population


The estimated population of Taylors Hill in 2022 was

**15,713**



The population of Taylors Hill is expected to be

**18,006**  
by 2031



**16,909**  
by 2051

## Age

The median age in Taylors Hill was




The largest service age groups in Taylors Hill was

<b>35-49</b>	Parents and homebuilders	<b>27.1%</b>
<b>5-11</b>	Primary schoolers	<b>13.2%</b>
<b>12-17</b>	Secondary schoolers	<b>11.5%</b>

## Households

The most dominant household size in Taylors Hill was



Of the total population in Taylors Hill



Families make up **90.3%**



Single lone person households make up **8.8%**




Group households make up **0.8%**

## Housing

**84%**

of people in Taylors Hill were purchasing or fully own their home



**9.1%**

of people in Taylors Hill were renting privately

## Need for assistance

**4.4%**

of the population in Taylors Hill reported needing assistance in their day-to-day lives due to a disability - this equates to 671 people.

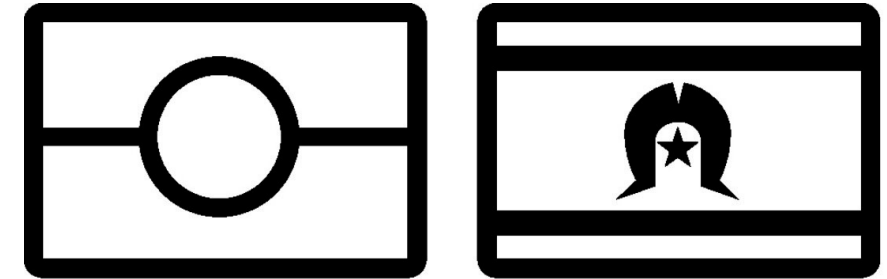


# Ancestry

The largest ancestries in Taylors Hill were




0.3% of the population in Taylors Hill were Aboriginal or Torres Strait Islander - this equates to 44 people.

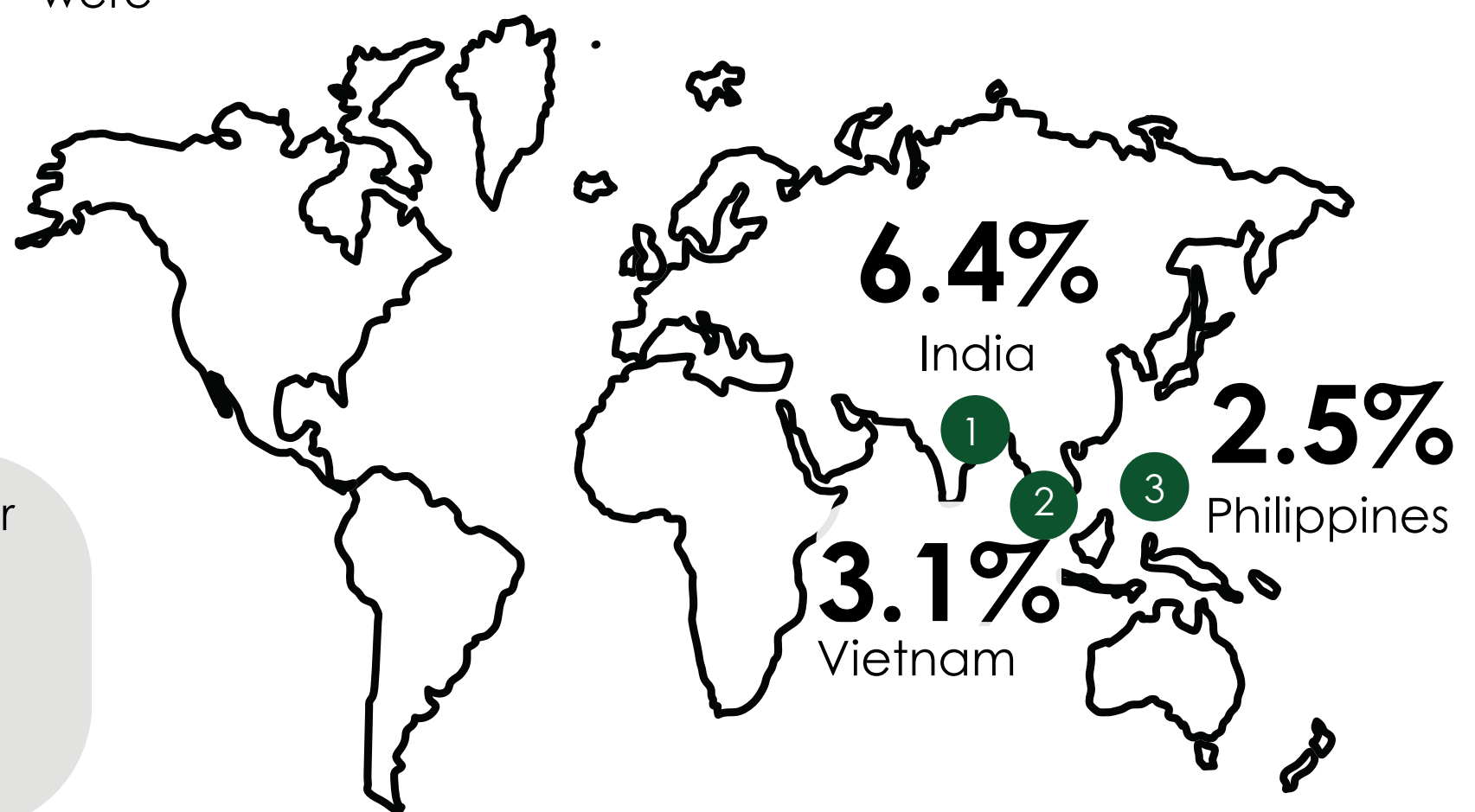


# Place of birth

The top three countries of birth outside of Australia for Taylors Hill were



of people in Taylors Hill were born overseas



Between 2016 and 2021, the number of people born overseas living in Taylors Hill increased by

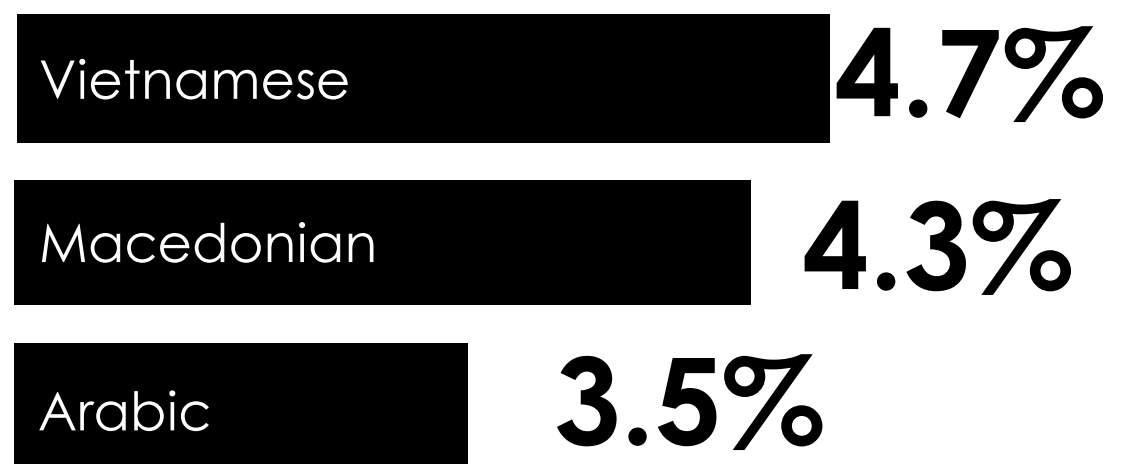
372

# Language

The percentage of people in Taylors Hill who speak a language other than English at home was

46%

Other than English, the top three languages spoken at home in Taylors Hill were:



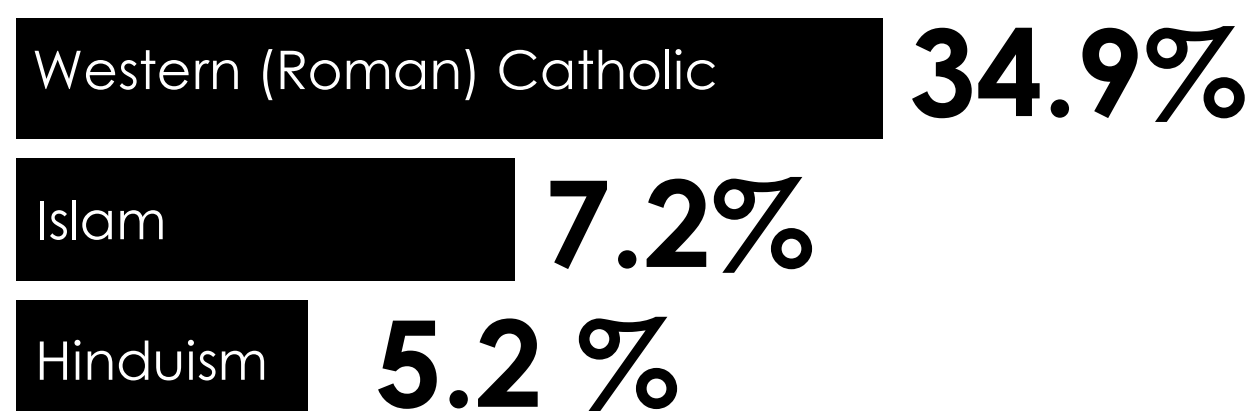
5.5% of the population in Taylors Hill did not speak English at all, or don't speak it well

Between 2016 and 2021, the number of people who used a language other than English at home in Taylors Hill increased by

28

# Religion

The three largest religious affiliations for residents in Taylors Hill were



17.1%

of residents in Taylors Hill said they had no religious affiliation



4%

of residents in Taylors Hill did not answer the question on religion

## Education

**22.2%**  
of people in Taylors Hill left school at year 10 or below



**64.9%**  
of people in Taylors Hill completed year 12 or equivalent



**5%**  
of people in Taylors Hill were attending university at the time



**43.2%**  
of people in Taylors Hill had no higher qualification



**1.7%**  
of people in Taylors Hill had a TAFE or vocational qualification




**25%**  
of people in Taylors Hill had a bachelor's degree or a higher qualification

**5.5%** of 15-24 year olds in Taylors Hill were disengaged with education and employment

## Employment

**7447** people in Taylors Hill were employed


**61%** worked full time  
  
**32%** worked part time

The unemployment rate in Taylors Hill was  
**6.1%**

The top three industries of employment in Taylors Hill was


Retail Trade	<b>11%</b>
Construction	<b>10.9%</b>
Health care and social assistance	<b>10.1%</b>

## Unpaid work

  
**7.6%**  
of people in Taylors Hill did some form of voluntary work

**20%**  
of people over 15 in Taylors Hill did more than 14 hours of housework each week

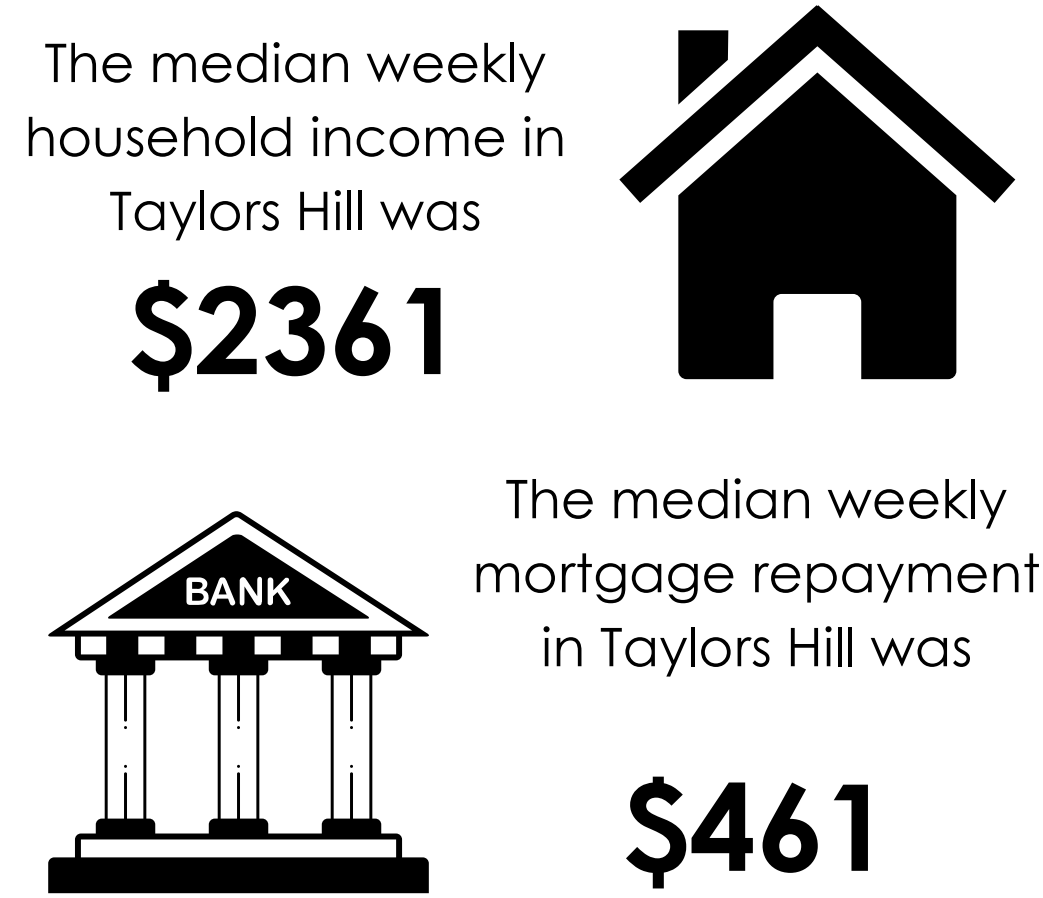
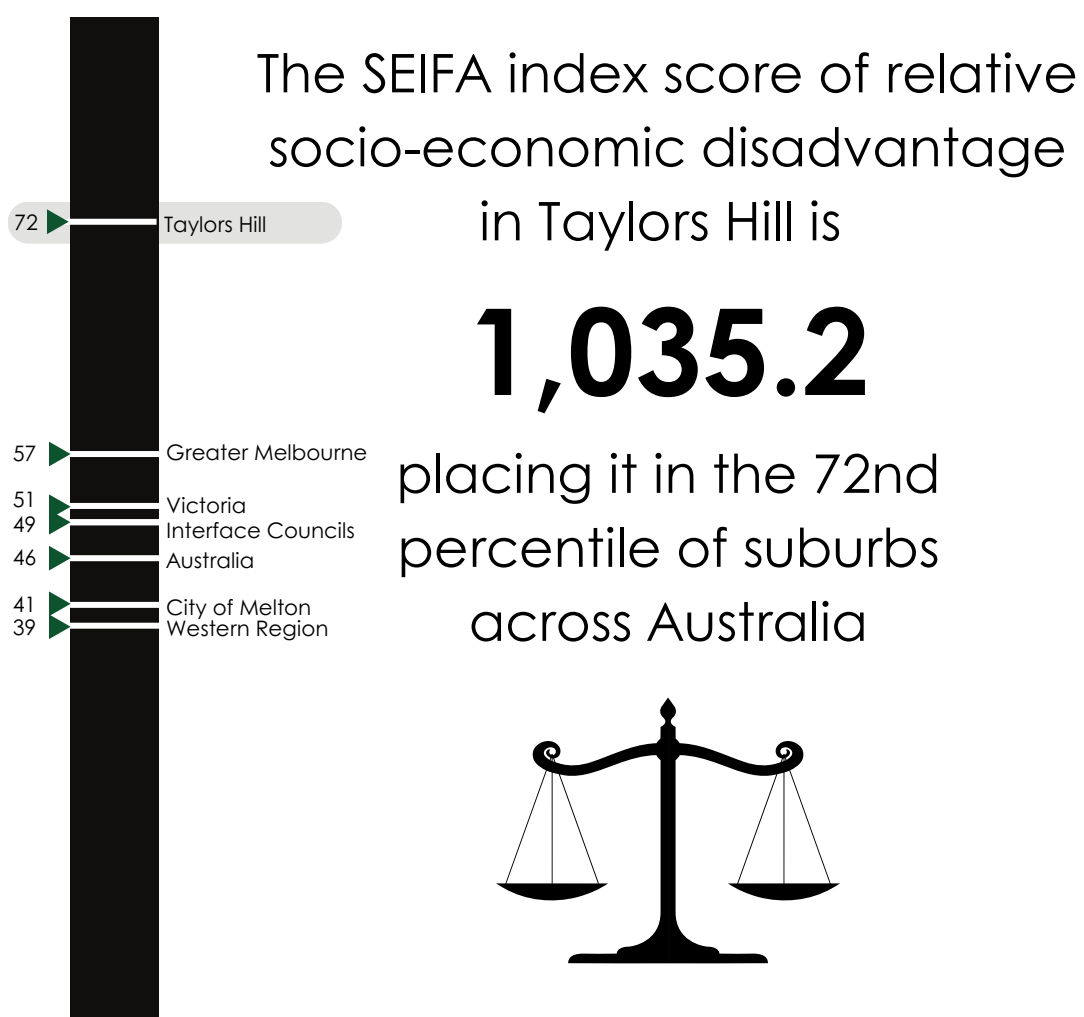


  
**34.9%**  
of people in Taylors Hill over 15 provided unpaid care to children - this equates to 4,027 people. Of these, 563 were caring for children other than their own.

**12.4%**  
of people in Taylors Hill over 15 were providing unpaid assistance to a person with a disability, long term illness or of older age - this equates to 1436 people.



# Income



# Financial stress



# Health

