


Community Profile Strathtulloh



Population


The estimated population of Strathtulloh in 2022 was

4,759



The population of Strathtulloh is expected to be

23,108
by 2031



41,394
by 2051

Age

The median age in Strathtulloh was




The largest service age groups in Strathtulloh was



Households

The most dominant household size in Strathtulloh was



2 people

Of the total population in Strathtulloh



Families make up **87.9%**



Single lone person households make up **9.6%**




Group households make up **2.5%**

Housing

69%

of people in Strathtulloh were purchasing or fully own their home



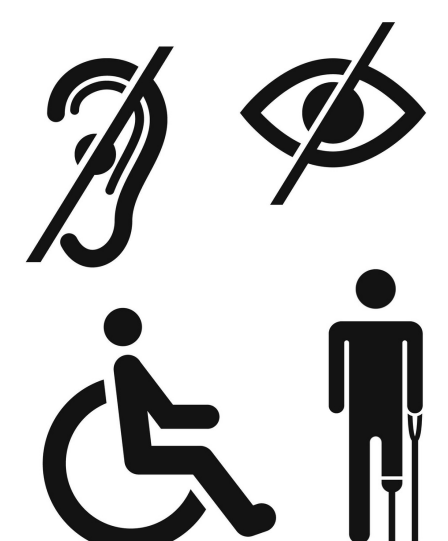
24.1%

of people in Strathtulloh were renting privately

Need for assistance

2.5%

of the population in Strathtulloh reported needing assistance in their day-to-day lives due to a disability - this equates to 100 people.

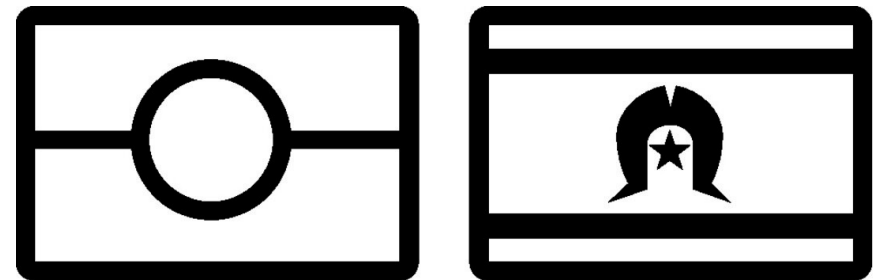


Ancestry

The largest ancestries in Strathtulloh were




0.7% of the population in Strathtulloh were Aboriginal or Torres Strait Islander - this equates to 29 people.



Place of birth

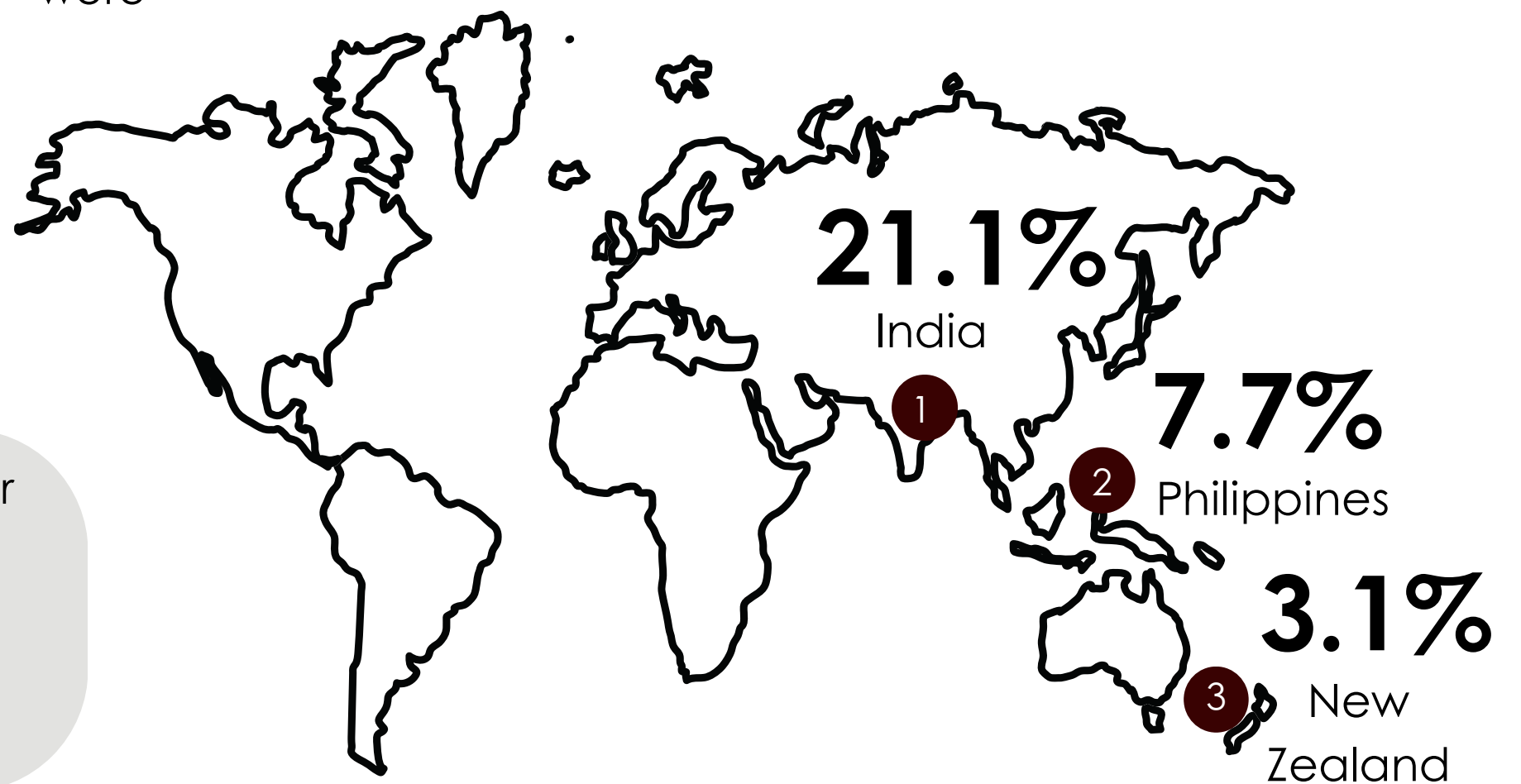
The top three countries of birth outside of Australia for Strathtulloh were



of people in Strathtulloh were born overseas

Between 2016 and 2021, the number of people born overseas living in Strathtulloh increased by

1748

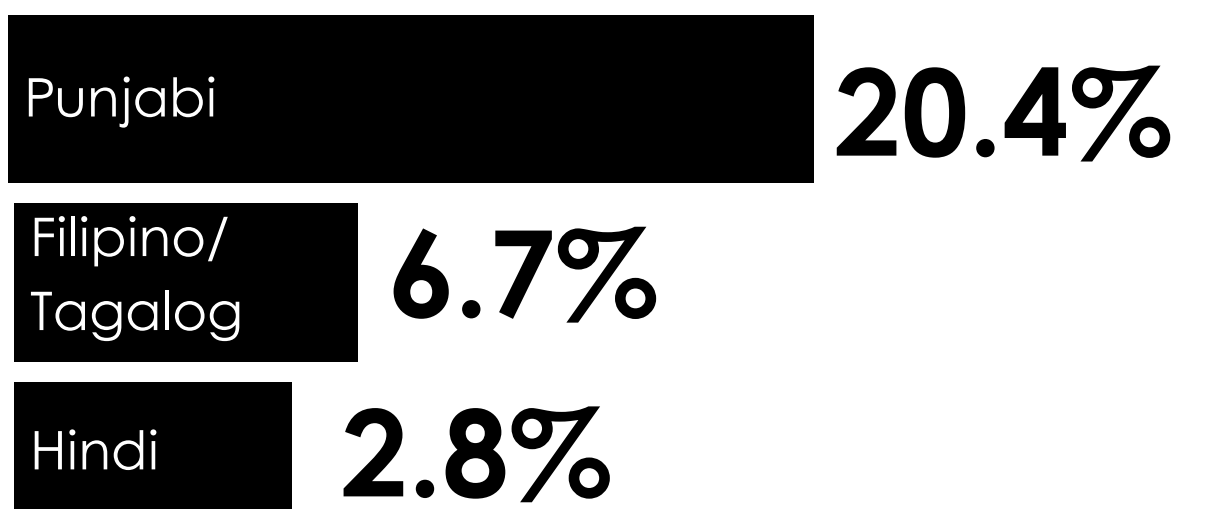


Language

The percentage of people in Strathtulloh who speak a language other than English at home was

53.6%

Other than English, the top three languages spoken at home in Strathtulloh were:




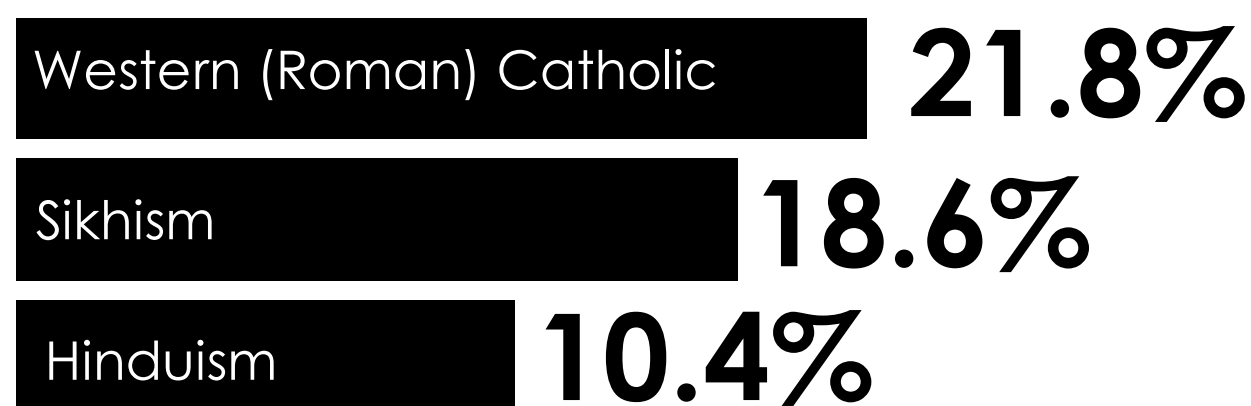
4.8% of the population in Strathtulloh did not speak English at all, or don't speak it well

Between 2016 and 2021, the number of people who used a language other than English at home in Strathtulloh increased by

2017

Religion

The three largest religious affiliations for residents in Strathtulloh were



20%

of residents in Strathtulloh said they had no religious affiliation



6.5%

of residents in Strathtulloh did not answer the question on religion

Education


15.6%

of people in Strathtulloh left school at year 10 or below



71.4%

of people in Strathtulloh completed year 12 or equivalent



3.2%

of people in Strathtulloh were attending university at the time



28.2%

of people in Strathtulloh had no higher qualification



3.9%

of people in Strathtulloh had a TAFE or vocational qualification



32.3%

of people in Strathtulloh had a bachelor's degree or a higher qualification

9.4%

of 15-24 year olds in Strathtulloh were disengaged with education and employment


Employment

2004

people in Strathtulloh were employed

66%

worked full time



28%

worked part time

The unemployment rate in Strathtulloh was

5%

The top three industries of employment in Strathtulloh was

Health care & social assistance

15.8%

Transport postal & warehousing

13.3%

Construction

9.3%

Unpaid work



7.8%

of people in Strathtulloh did some form of voluntary work

21%

of people over 15 in Strathtulloh did more than 14 hours of housework each week



41.1%

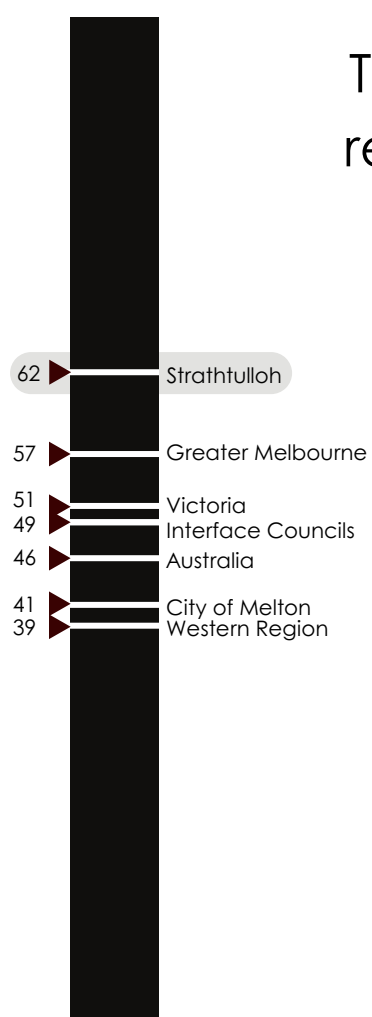
of people in Strathtulloh over 15 provided unpaid care to children - this equates to 1158 people. Of these, 136 were caring for children other than their own.

8.3%

of people in Strathtulloh over 15 were providing unpaid assistance to a person with a disability, long term illness or of older age - this equates to 233 people.



Income



The SEIFA index score of relative socio-economic disadvantage in Strathtulloh is

1038

placing it in the 62nd percentile of suburbs across Australia



The personal median weekly income of people in Strathtulloh was



The median weekly household income in Strathtulloh was

\$1866



The median weekly mortgage repayment in Strathtulloh was


\$415

Financial stress

In Strathtulloh

17.6%

of homeowners were paying more than 30% of their income on their mortgage



In Strathtulloh

30.1%


of renters were paying more than 30% of their income on their rent



7.2%

of households in Strathtulloh were considered a low-income household

Health



17.4%

of the population of Strathtulloh reported having one or more health conditions

The most common long term health condition in Strathtulloh was asthma



4.3%

of the population of Strathtulloh reported having a mental health condition, including depression and anxiety - this equates to 173 people

