

# Community Profile


# Melton West



## Population


The estimated population of Melton West in 2022 was

**8,836**



The population of Melton West is expected to be

**8,503**  
by 2031



**12,484**  
by 2051

## Age

The median age in Melton West was




The largest service age groups in Melton West was

<b>35-49</b>	Parents and home builders	<b>20.8%</b>
<b>25-34</b>	Young workforce	<b>13.0%</b>
<b>50-59</b>	Older workers & pre-retirees	<b>11.9%</b>

## Households

The most dominant household size in Melton West was



**2 people**

Of the total population in Melton West



Families make up **76.8%**



Single lone person households make up **20.6%**




Group households make up **2.6%**

## Housing

**70%**

of people in Melton West were purchasing or fully own their home



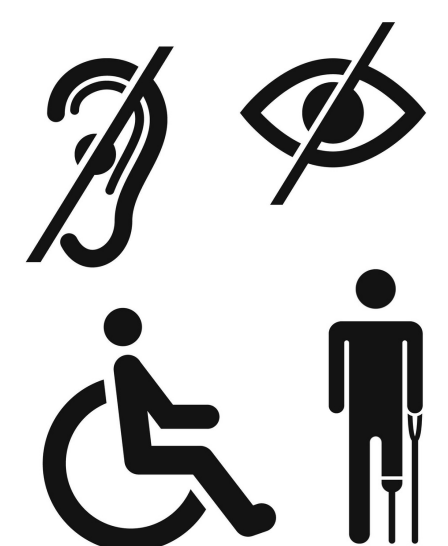
**20.4%**

of people in Melton West were renting privately

## Need for assistance

**8.3%**

of the population in Melton West reported needing assistance in their day-to-day lives due to a disability - this equates to 733 people.



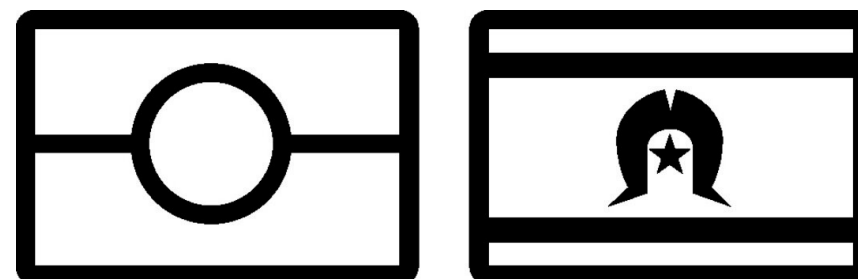
# Ancestry

The largest ancestries in Melton West were




2.2%

of the population in Melton West were Aboriginal or Torres Strait Islander - this equates to 191 people.

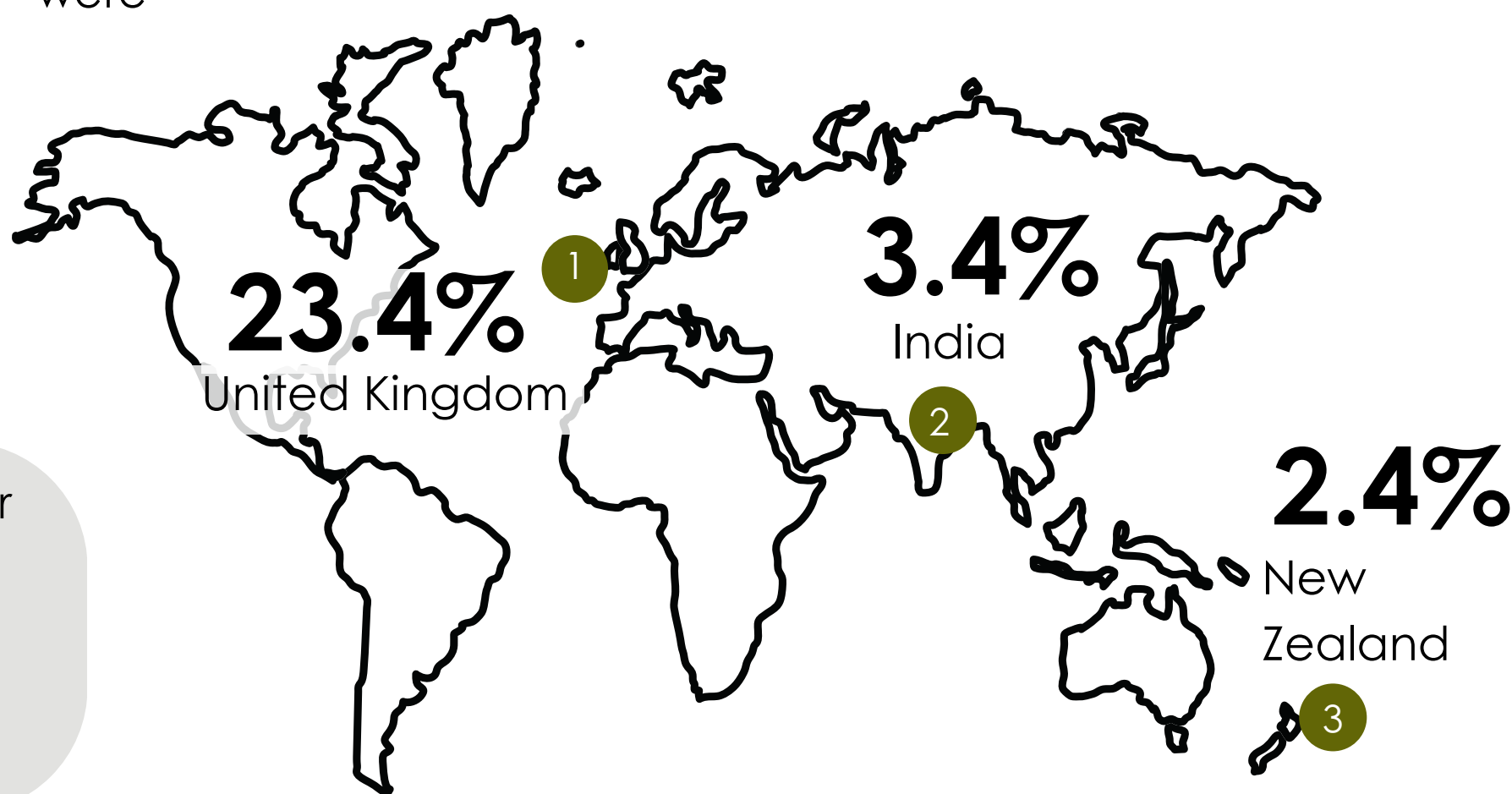


# Place of birth

The top three countries of birth outside of Australia for Melton West were



of people in Melton West were born overseas



Between 2016 and 2021, the number of people born overseas living in Melton West increased by

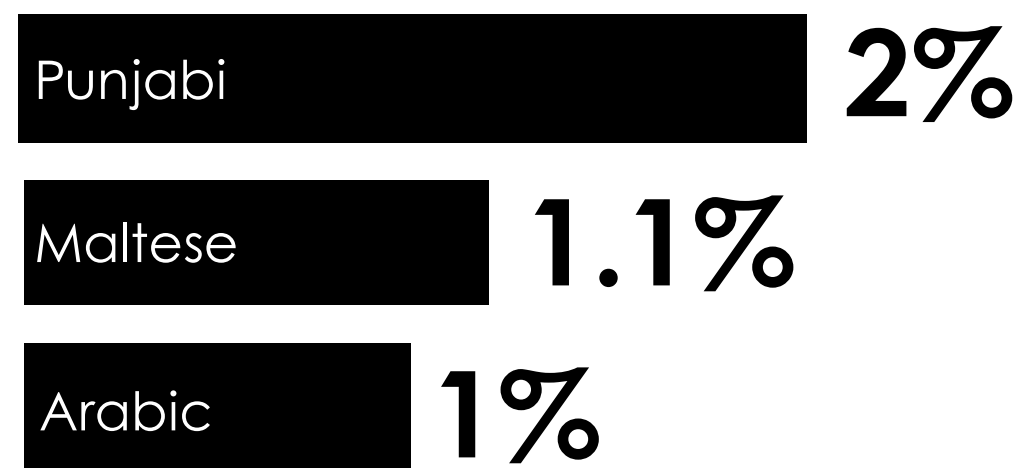
434

# Language

The percentage of people in Melton West who speak a language other than English at home was

21.8%

Other than English, the top three languages spoken at home in Melton West were:



3.5%


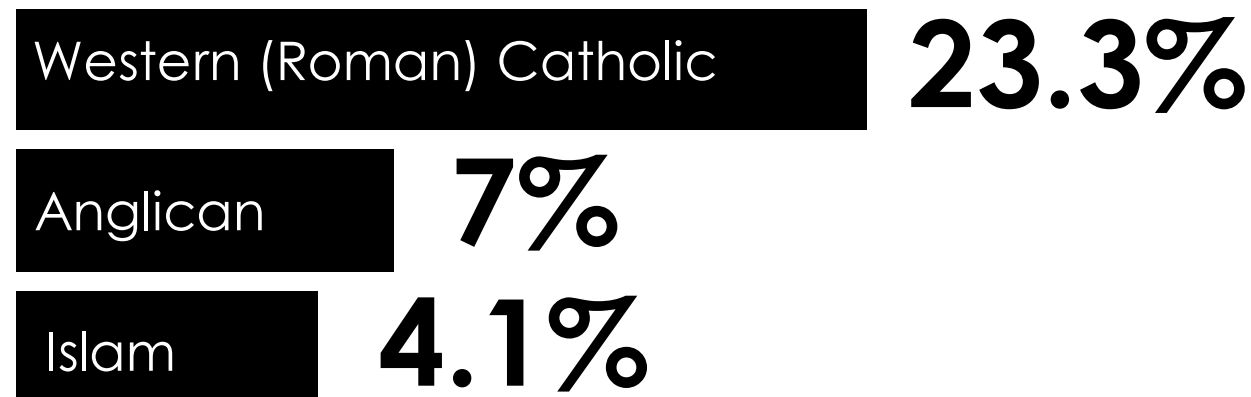
of the population in Melton West did not speak English at all, or don't speak it well

Between 2016 and 2021, the number of people who used a language other than English at home in Melton West increased by

510

# Religion

The three largest religious affiliations for residents in Melton West were



35.3%

of residents in Melton West said they had no religious affiliation



7.6%

of residents in Melton West did not answer the question on religion

## Education

**35.1%**  
of people in Melton West left school at year 10 or below



**44.6%**  
of people in Melton West completed year 12 or equivalent



**3.1%**  
of people in Melton West were attending university at the time



**48.2%**  
of people in Melton West had no higher qualification



**2%**  
of people in Melton West had a TAFE or vocational qualification




**11.6%**  
of people in Melton West had a bachelor's degree or a higher qualification

**13.9%** of 15-24 year olds in Melton West were disengaged with education and employment

## Employment

**3658** people in Melton West were employed

**58%**  
worked full time



**34%**  
worked part time

The unemployment rate in Melton West was  
**7.4%**


The top three industries of employment in Melton West was

Retail trade **12.5%**

Construction **12.1%**

Health Care & Social Assistance **11.4%**

## Unpaid work



**8.3%**  
of people in Melton West did some form of voluntary work

**20%**  
of people over 15 in Melton West did more than 14 hours of housework each week

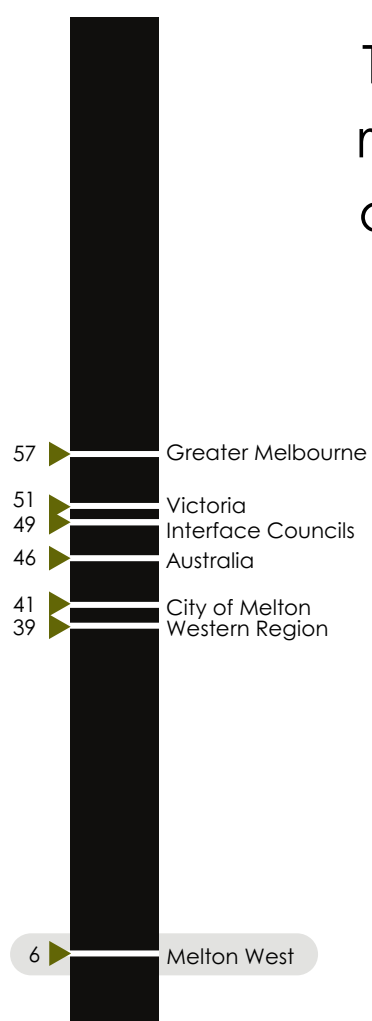


**28.3%**  
of people in Melton West over 15 provided unpaid care to children - this equates to 1,961 people. Of these, 546 were caring for children other than their own.

**14.8%**  
of people in Melton West over 15 were providing unpaid assistance to a person with a disability, long term illness or of older age - this equates to 1026 people.



# Income



The SEIFA index score of relative socio-economic disadvantage in Melton West is

**923.8**

placing it in the 6th percentile of suburbs across Australia



The personal median weekly income of people in Melton West was



The median weekly household income in Melton West was

**\$1466**



The median weekly mortgage repayment in Melton West was

**\$346**

# Financial stress

In Melton West

**15.6%**

of homeowners were paying more than 30% of their income on their mortgage



In Melton West

**37.6%**


of renters were paying more than 30% of their income on their rent



**23%**

of households in Melton West were considered a low-income household

# Health



**35.6%**

of the population of Melton West reported having one or more health conditions

The most common long term health condition in Melton West was asthma



**10.7%**

of the population of Melton West reported having a mental health condition, including depression and anxiety - this equates to 937 people

