




Population


The estimated population of Melton Township in 2022 was

64,303



The population of Melton Township is expected to be

92,484
by 2031



13,3861
by 2051

Age

The median age in Melton Township was




The largest service age groups in Melton Township was



Households

The most dominant household size in Melton Township was



2 people

Of the total population in Melton Township



Families make up **80%**



Single lone person households make up **17.6%**




Group households make up **2.5%**

Housing

64%

of people in Melton Township were purchasing or fully own their home



25.2%

of people in Melton Township were renting privately

Need for assistance

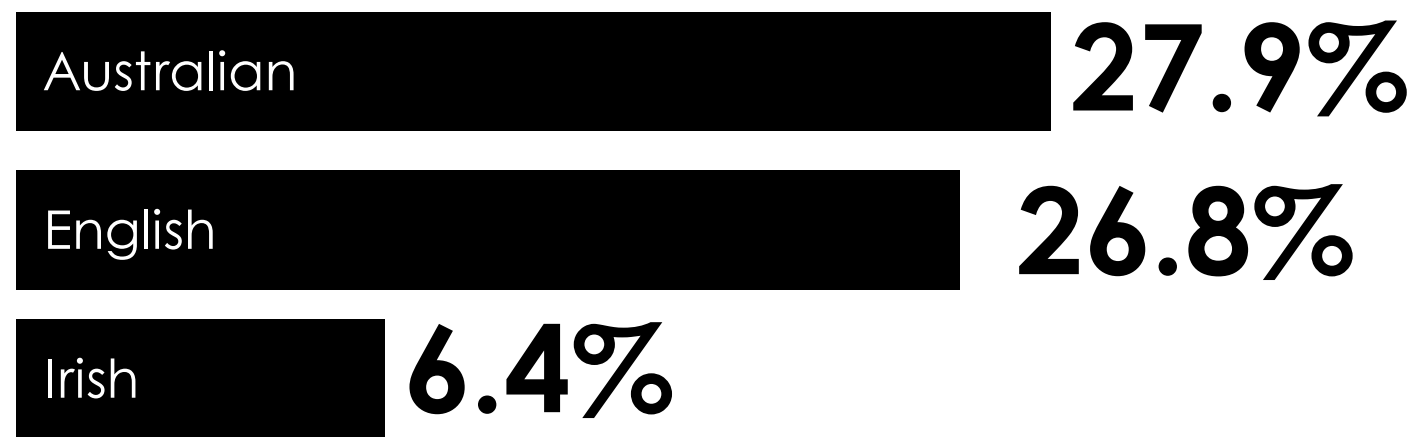
7.7%

of the population in Melton Township reported needing assistance in their day-to-day lives due to a disability - this equates to 4756 people.



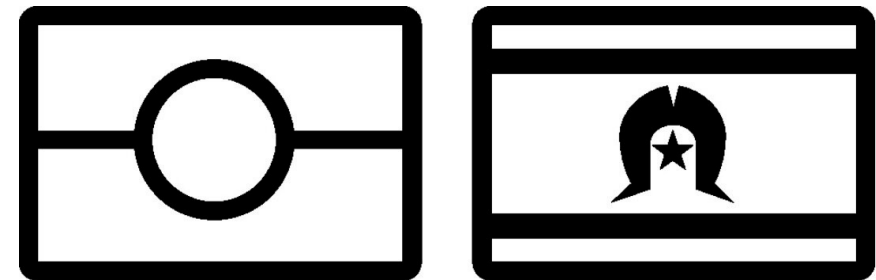
Ancestry

The largest ancestries in Melton Township were




1.9%

of the population in Melton Township were Aboriginal or Torres Strait Islander - this equates to 1149 people.

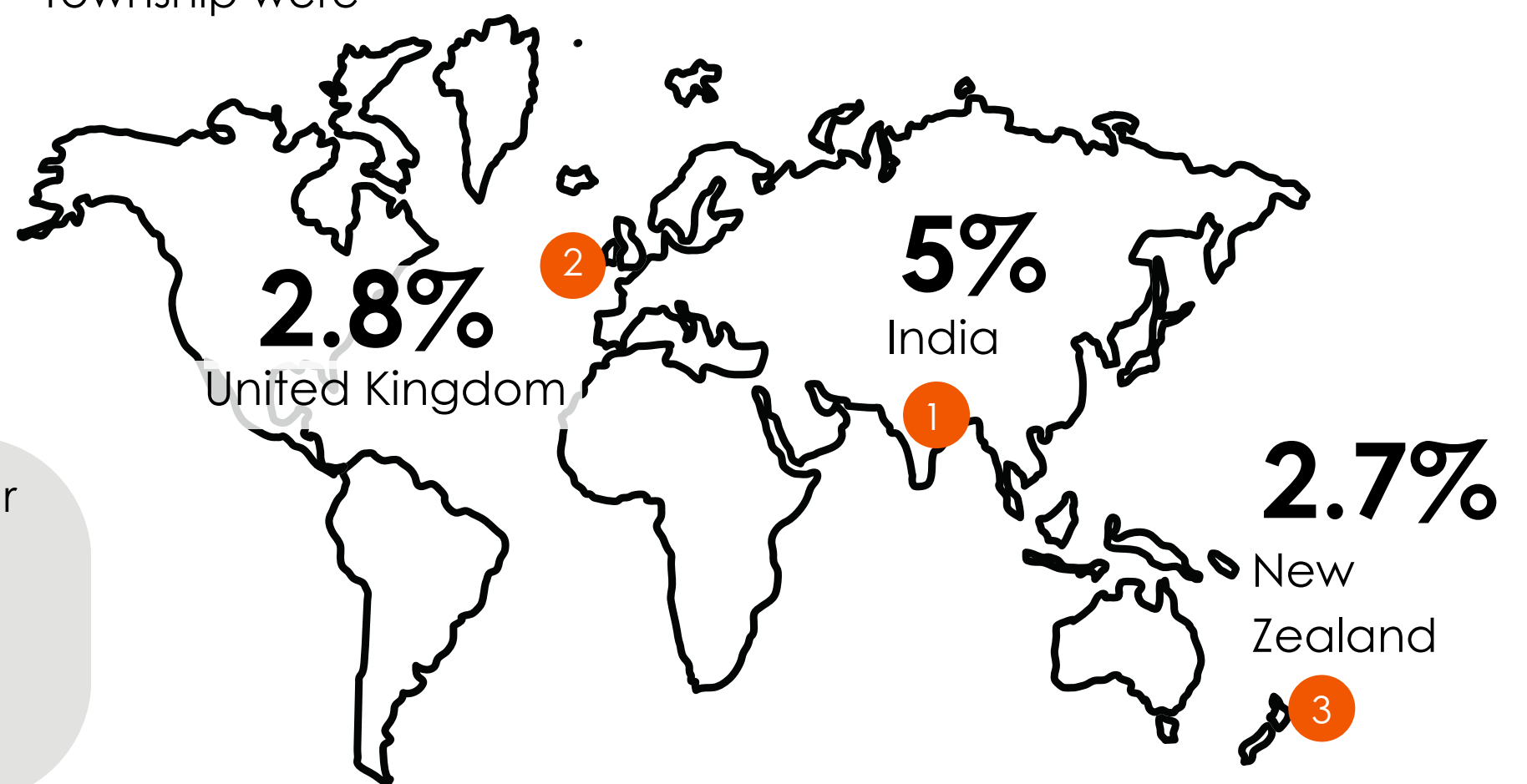


Place of birth

The top three countries of birth outside of Australia for Melton Township were



of people in Melton Township were born overseas



Between 2016 and 2021, the number of people born overseas living in Melton Township increased by

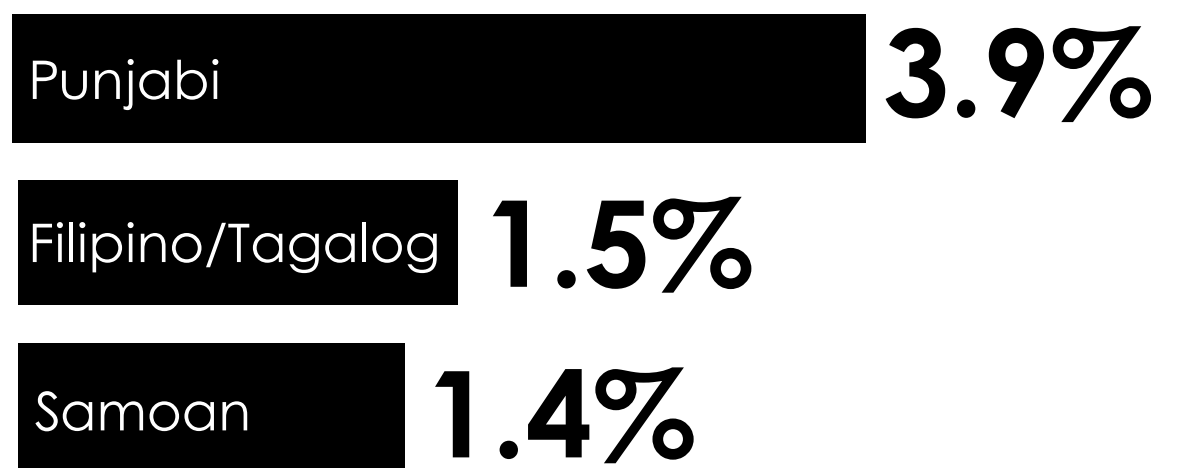
5124

Language

The percentage of people in Melton Township who speak a language other than English at home was

27.6%

Other than English, the top three languages spoken at home in Melton Township were:




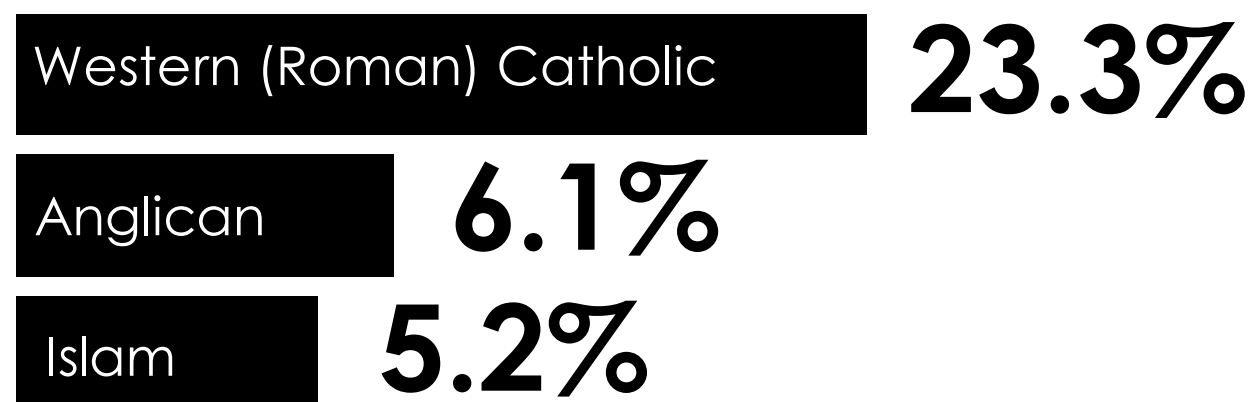
4.1% of the population in Melton Township did not speak English at all, or don't speak it well

Between 2016 and 2021, the number of people who used a language other than English at home in Melton Township increased by

6090

Religion

The three largest religious affiliations for residents in Melton Township were



32.5%

of residents in Melton Township said they had no religious affiliation



8.4%

of residents in Melton Township did not answer the question on religion

Education

32.9%
of people in Melton Township left school at year 10 or below



46.2%
of people in Melton Township completed year 12 or equivalent



2.8%
of people in Melton Township were attending university at the time



45.9%
of people in Melton Township had no higher qualification



2.2%
of people in Melton Township had a TAFE or vocational qualification




13.3%
of people in Melton Township had a bachelor's degree or a higher qualification

14.7% of 15-24 year olds in Melton Township were disengaged with education and employment

Employment

24,679 people in Melton Township were employed

60%
worked full time



32%
worked part time

The unemployment rate in Melton Township was

8.1%


The top three industries of employment in Melton Township was

Construction 11.9%

Health Care & Social Assistance 11.8%

Transport, postal & warehousing 11.1%

Unpaid work



7.7%
of people in Melton Township did some form of voluntary work

20%

of people over 15 in Melton Township did more than 14 hours of housework each week



29.8%

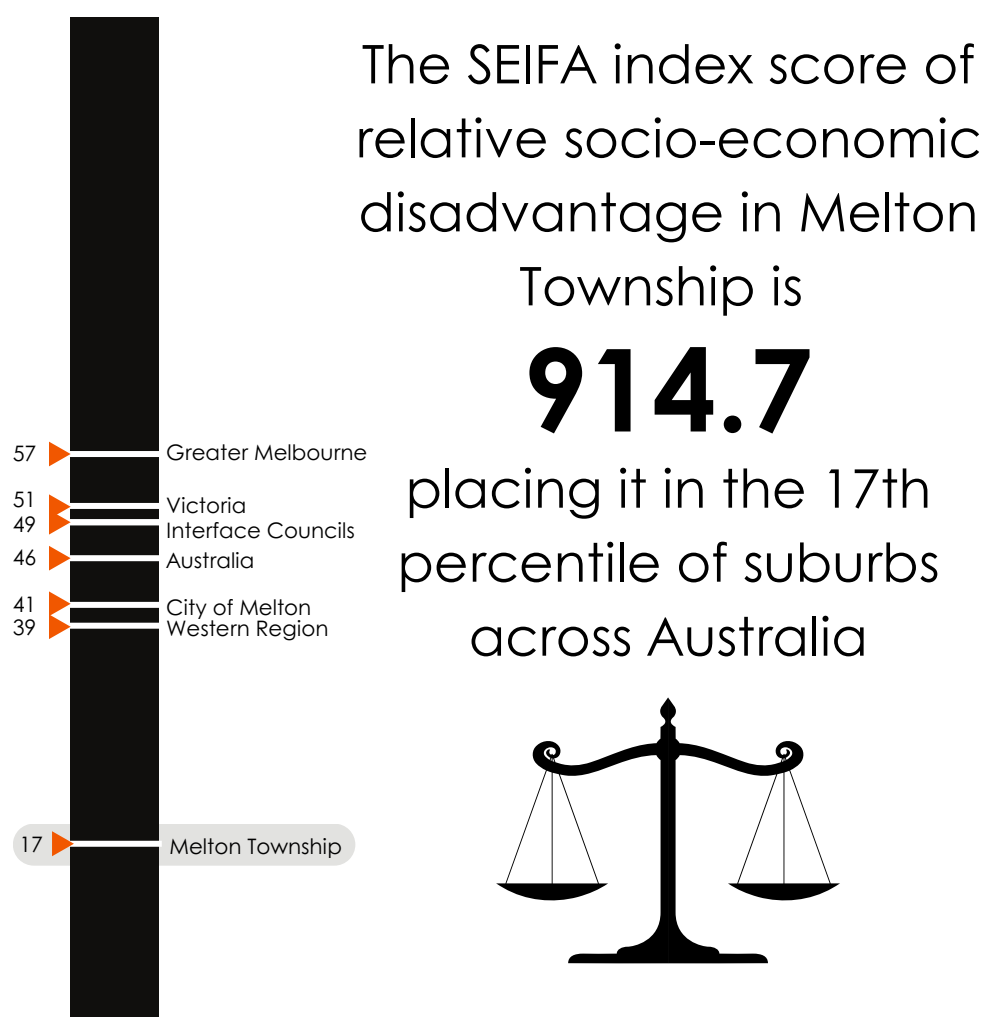
of people in Melton Township over 15 provided unpaid care to children - this equates to 14,075 people. Of these, 3,126 were caring for children other than their own.

13.2%

of people in Melton Township over 15 were providing unpaid assistance to a person with a disability, long term illness or of older age - this equates to 6,209 people.



Income



The personal median weekly income of people in Melton Township was

\$1000

The median weekly household income in Melton Township was

\$1420

The median weekly mortgage repayment in Melton Township was

\$350

Financial stress

In Melton Township

17.9%

of homeowners were paying more than 30% of their income on their mortgage

In Melton Township

38.5%

of renters were paying more than 30% of their income on their rent

23.6%

of households in Melton Township were considered a low-income household

Health

32.9%

of the population of Melton Township reported having one or more health conditions

The most common long term health condition in Melton Township was related to mental health

10.6%

of the population of Melton Township reported having a mental health condition, including depression and anxiety - this equates to 6601 people