

Community Profile


Melton South



Population


The estimated population of Melton South in 2022 was

12,638



The population of Melton South was expected to be

13,704
by 2031



13,780
by 2051

Age

The median age in Melton South was



The largest service age groups in Melton South were:


35-49 parents and home builders **20.9%**

25-34 Young workforce **15.1%**

5-11 Primary schoolers **11.4%**

Households

The most dominant household size in Melton South was



2 people

Of the total population in Melton South



Families make up **68.8%**



Single lone person households make up **27.6%**




Group households make up **3.6%**

Housing

56%

of people in Melton South were purchasing or fully own their home



28.8%

of people in Melton South were renting privately

Need for assistance

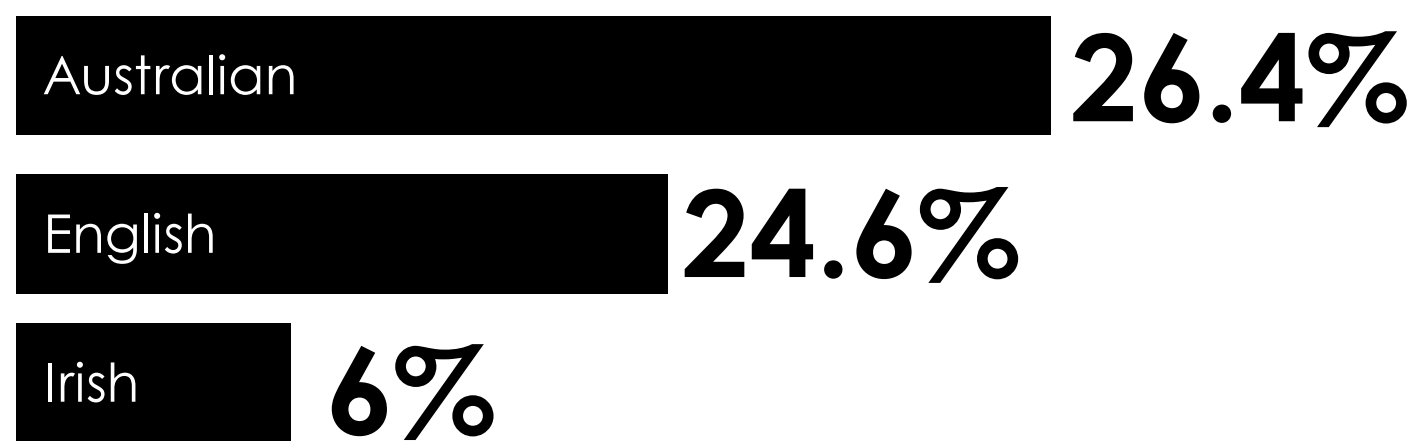
9.2%

of the population in Melton South reported needing assistance in their day-to-day lives due to a disability - this equates to 1039 people.

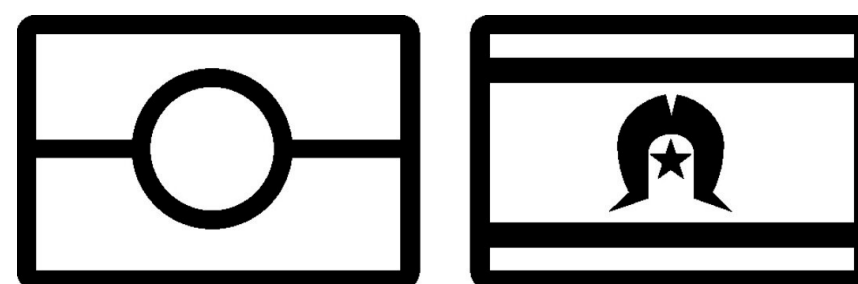


Ancestry

The largest ancestries in Melton South were




1.6% of the population in Melton South were Aboriginal or Torres Strait Islander - this equates to 178 people.



Place of birth

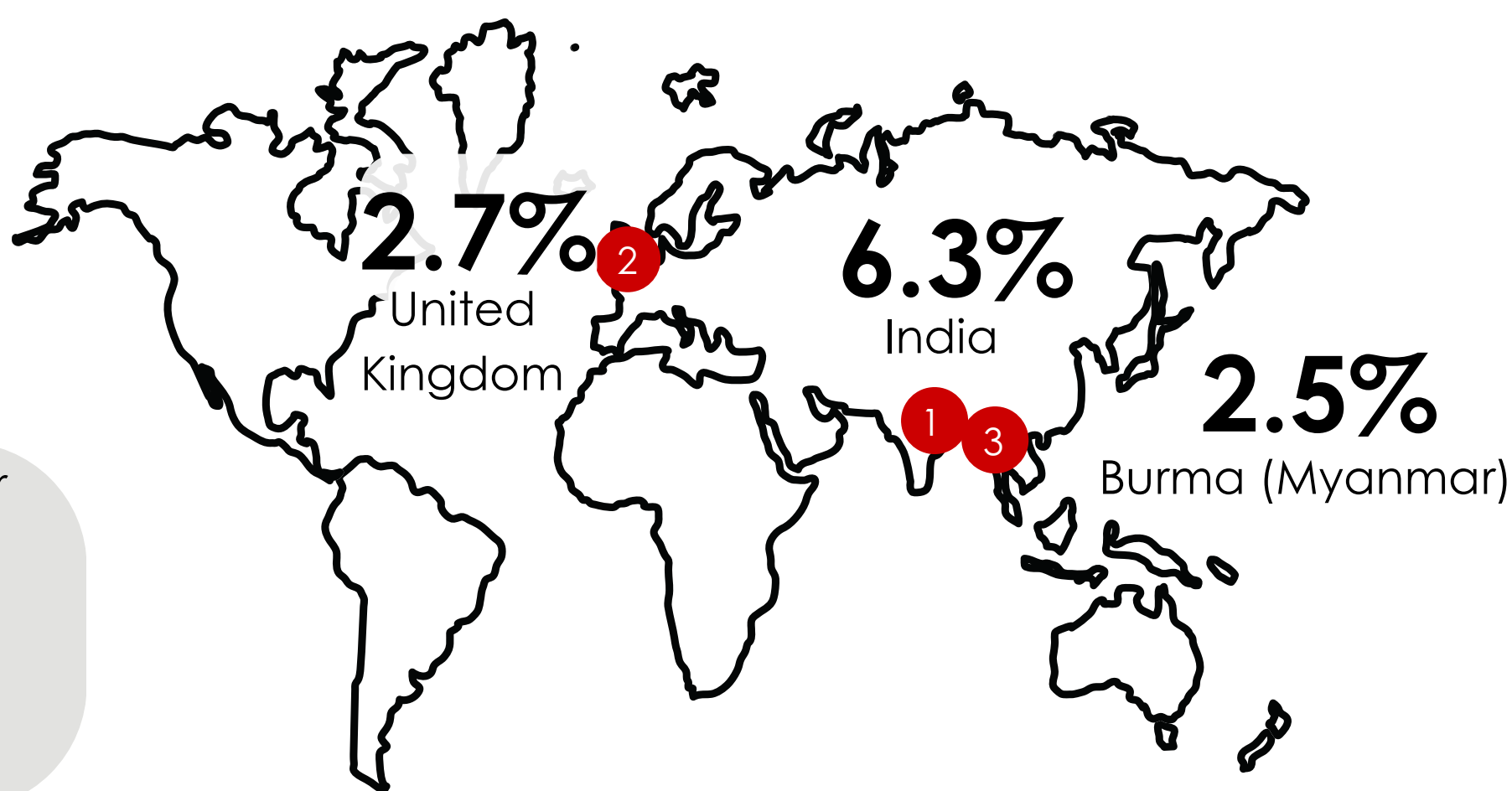
The top three countries of birth outside of Australia for Melton South were



of people in Melton South were born overseas

Between 2016 and 2021, the number of people born overseas living in Melton South increased by

1346



Language

The percentage of people in Melton South who speak a language other than English at home was

31%

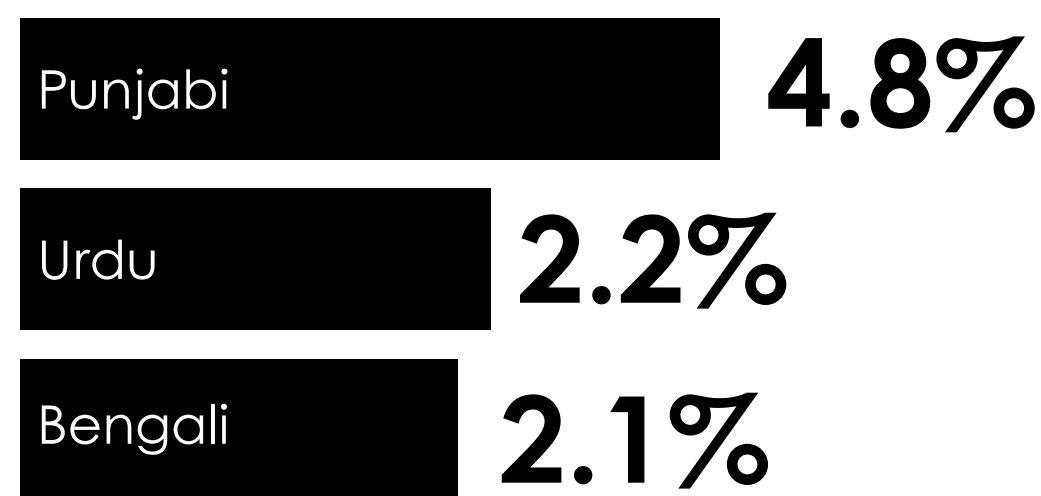
6.3%

of the population in Melton South did not speak English at all, or don't speak it well

Between 2016 and 2021, the number of people who used a language other than English at home in Melton South increased by


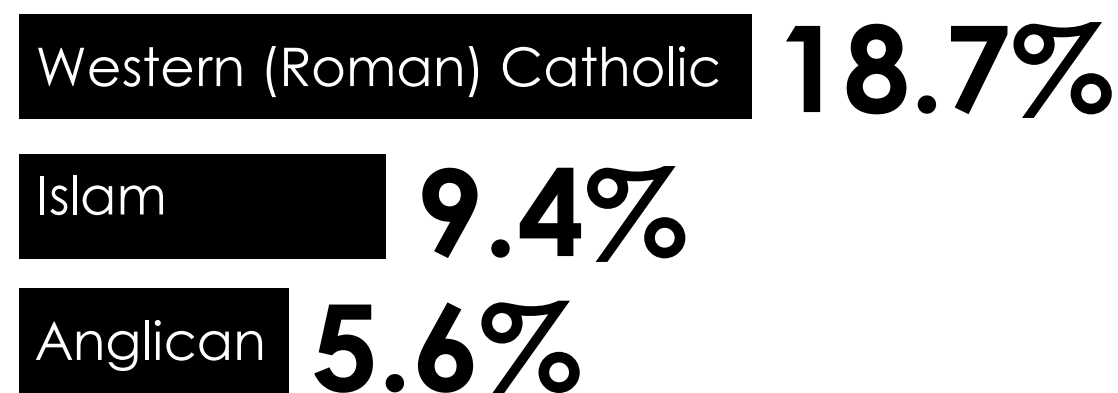
1730

Other than English, the top three languages spoken at home in Melton South were:



Religion

The three largest religious affiliations for residents in Melton South are



30.5%

of residents in Melton South said they had no religious affiliation



11.1%

of residents in Melton South did not answer the question on religion

Education

35.9%

of people in Melton South left school at year 10 or below



40.7%

of people in Melton South completed year 12 or equivalent



2.2%

of people in Melton South were attending university at the time



47.7%

of people in Melton South had no higher qualification



2.4%

of people in Melton South had a TAFE or vocational qualification



13%

of people in Melton South had a bachelor's degree or a higher qualification

18.2% of 15-24 year olds in Melton South were disengaged with education and employment


Employment

3787

people in Melton South were employed

59%

worked full time



33%

worked part time

The unemployment rate in Melton South was **11.1%**


The top three industries of employment in Melton South were

Healthcare/Social assist. **11.8%**

Transport, postal etc. **11.5%**

Retail **10.5%**

Unpaid work



7.4%

of people in Melton South did some form of voluntary work

18%

of people over 15 in Melton South did more than 14 hours of housework each week



26%

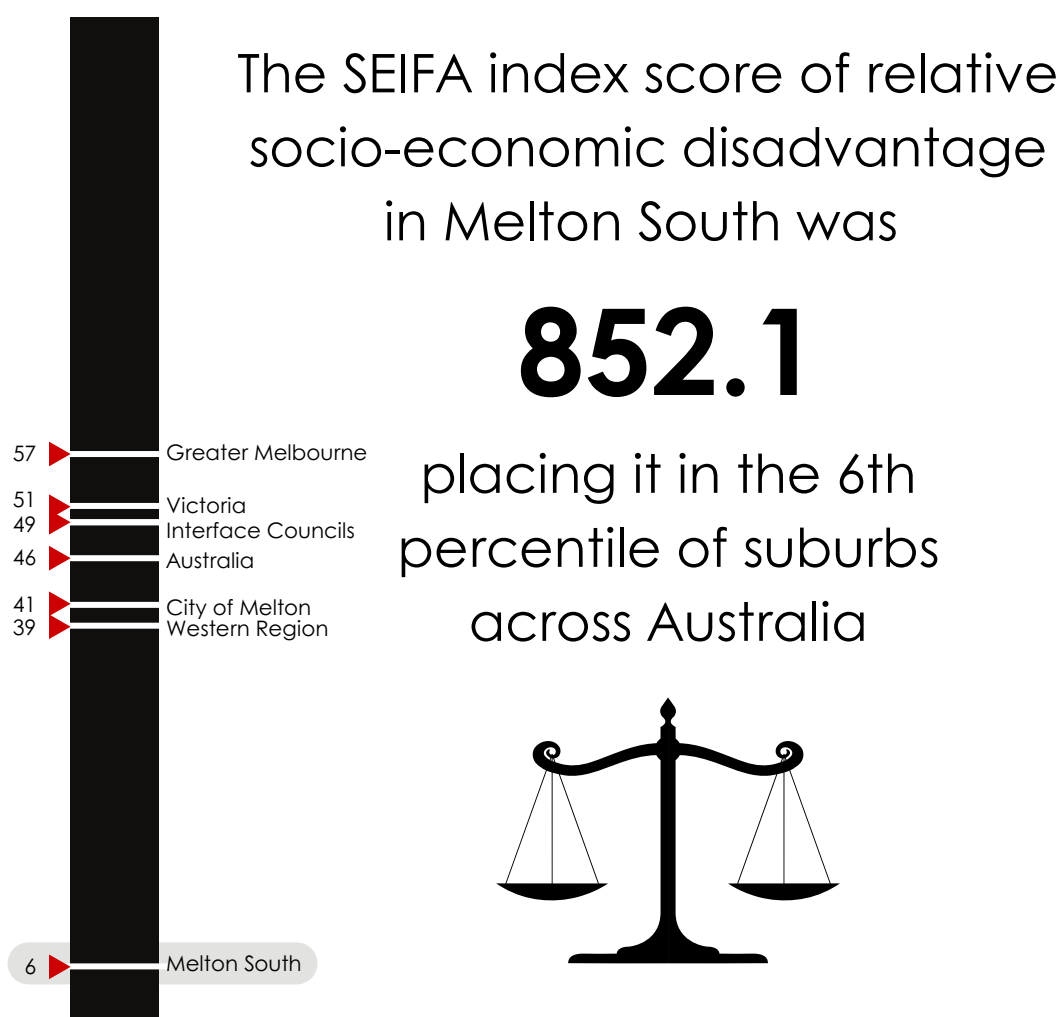
of people in Melton South over 15 provided unpaid care to children - this equates to 2,261 people. Of these, 484 were caring for children other than their own.

12.1%

of people in Melton South over 15 were providing unpaid assistance to a person with a disability, long term illness or of older age - this equates to 1052 people.



Income



The personal median weekly income of people in Melton South was



The median weekly household income in Melton South was

\$1134



The median weekly mortgage repayment in Melton South was


\$300

Financial stress

In Melton South

39.5%

of homeowners were paying more than 30% of their income on their mortgage



In Melton South

19.6%


of renters were paying more than 30% of their income on their rent



29.6%

of households in Melton South were considered a low-income household

Health



34.5%

of the population of Melton South reported having one or more health conditions

The most common long term health condition related to mental health



12.6%

of the population of Melton South reported having a mental health condition, including depression and anxiety - this equates to 1428

