


Community Profile Hillside



Population


The estimated population of Hillside in 2022 was

16,206



The population of Hillside is expected to be

15,657
by 2031



16,506
by 2051

Age

The median age in Hillside was




The largest service age groups in Hillside was



Households

The most dominant household size in Hillside was



4 people

Of the total population in Hillside



Families make up **86.5%**



Single lone person households make up **12.4%**




Group households make up **1%**

Housing

82%

of people in Hillside were purchasing or fully own their home



13.4%

of people in Hillside were renting privately

Need for assistance

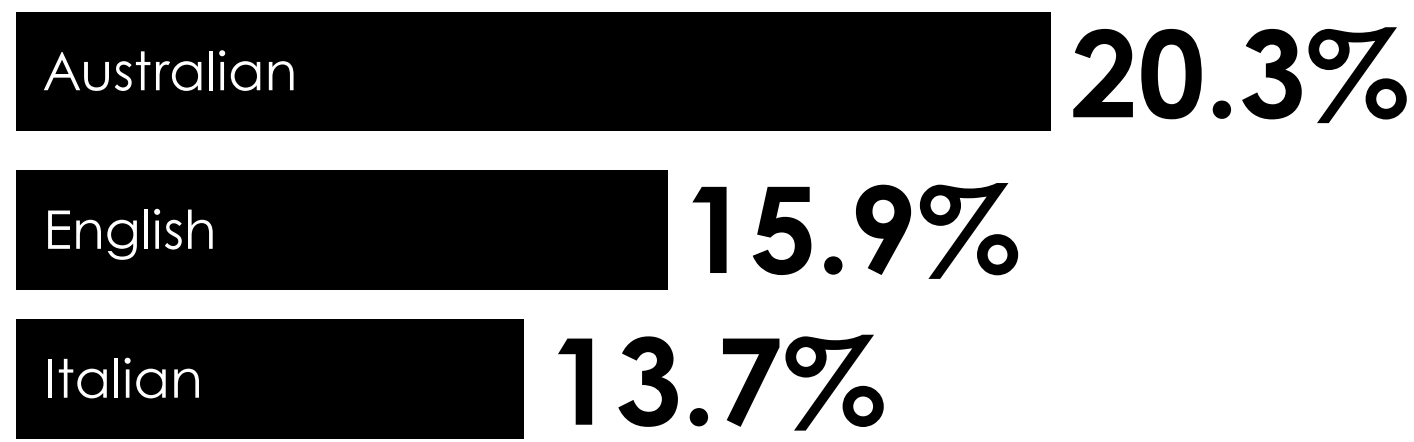
4.9%

of the population in Hillside reported needing assistance in their day-to-day lives due to a disability - this equates to 790 people.

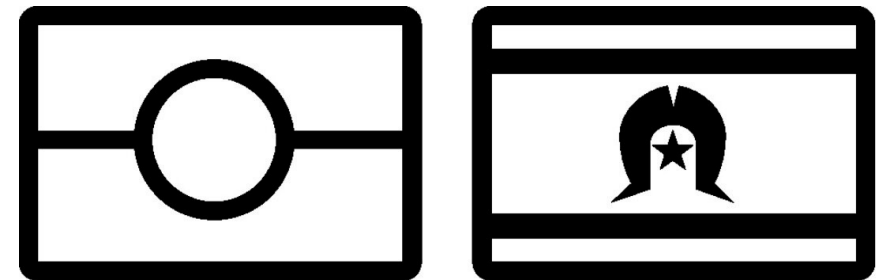


Ancestry

The largest ancestries in Hillside were



0.5% of the population in Hillside were Aboriginal or Torres Strait Islander - this equates to 80 people.

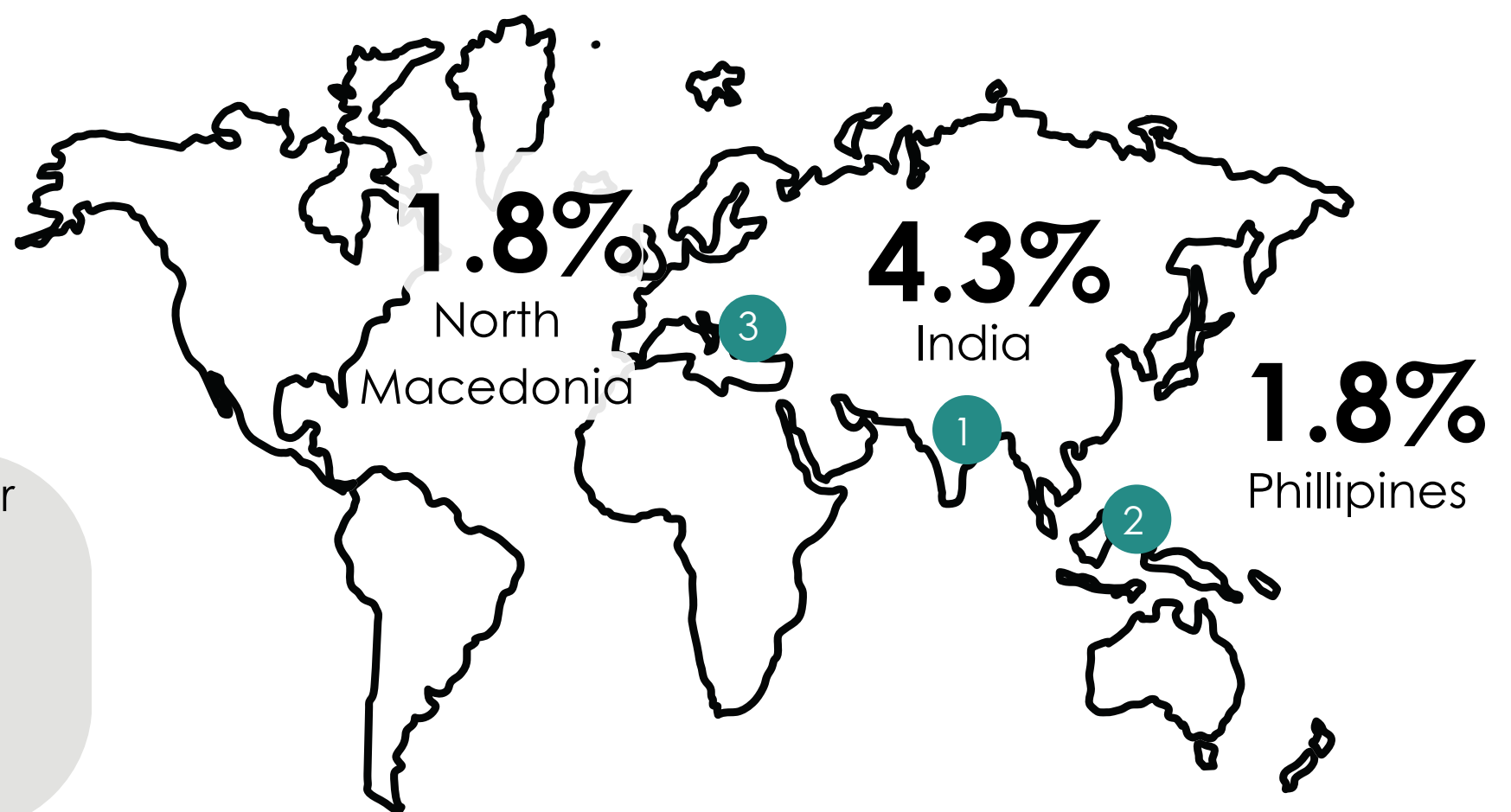


Place of birth

The top three countries of birth outside of Australia for Hillside were



30% of people in Hillside were born overseas



Between 2016 and 2021, the number of people born overseas living in Hillside increased by

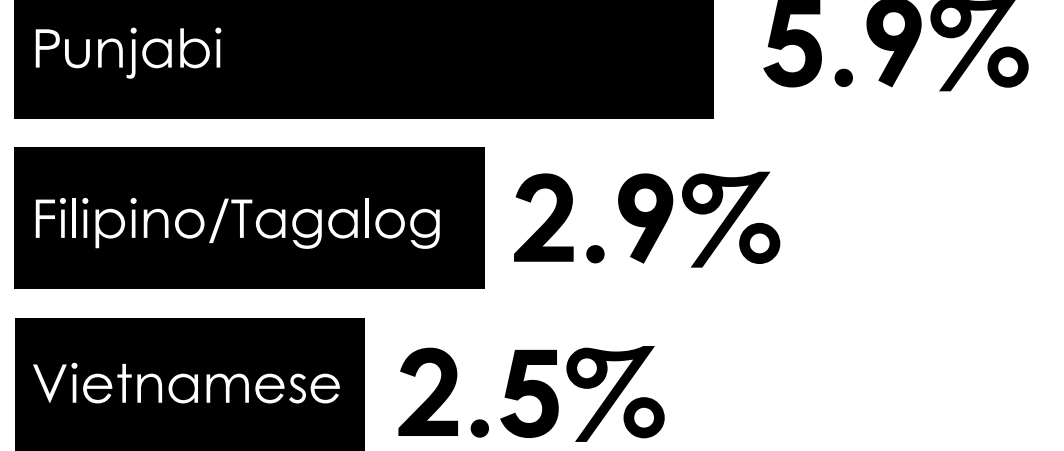
355

Language

The percentage of people in Hillside who speak a language other than English at home was

39%

Other than English, the top three languages spoken at home in Hillside were:



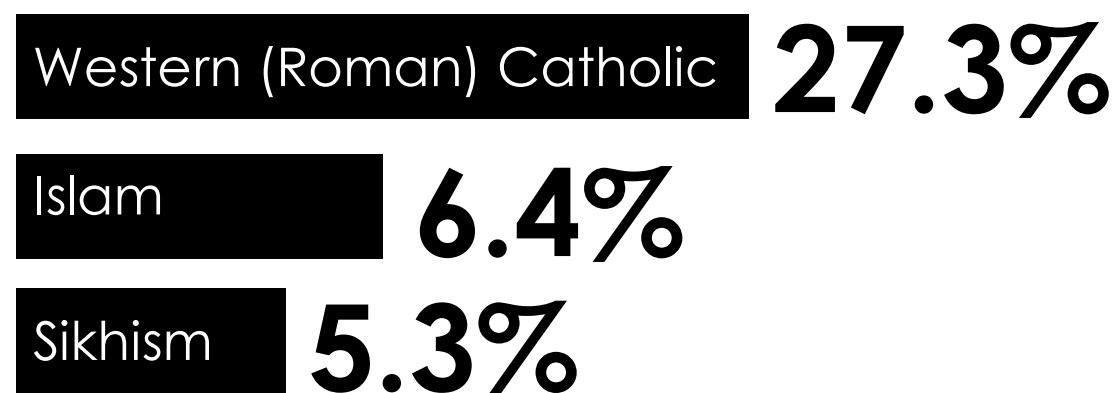
4.7% of the population in Hillside did not speak English at all, or don't speak it well

Between 2016 and 2021, the number of people who used a language other than English at home in Hillside increased by

186

Religion

The three largest religious affiliations for residents in Hillside were



24.2%

of residents in Hillside said they had no religious affiliation



7.4%

of residents in Hillside did not answer the question on religion

Education

23.7%
of people in Hillside left school at year 10 or below



60.4%
of people in Hillside completed year 12 or equivalent



5.4%
of people in Hillside were attending university at the time



43.6%
of people in Hillside had no higher qualification



2.3%
of people in Hillside had a TAFE or vocational qualification




21.2%
of people in Hillside had a bachelor's degree or a higher qualification

7.2% of 15-24 year olds in Hillside were disengaged with education and employment

Employment

8604 people in Hillside were employed

61%
worked full time



33%
worked part time

The unemployment rate in Hillside was

5.3%


The top three industries of employment in Hillside was

Construction 13.4%

Retail 12.9%

Healthcare 10.5%

Unpaid work



8.4%
of people in Hillside did some form of voluntary work

19%

of people over 15 in Hillside did more than 14 hours of housework each week



28.4%

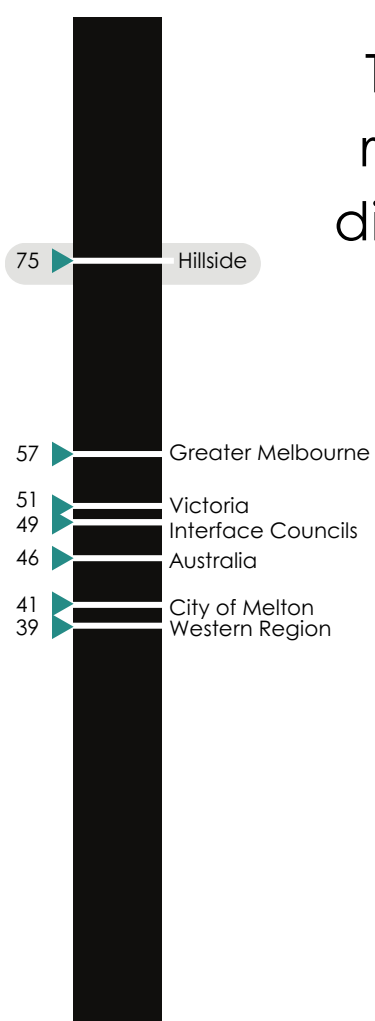
of people in Hillside over 15 provided unpaid care to children - this equates to 3689 people. Of these, 717 were caring for children other than their own.

13.9%

of people in Hillside over 15 were providing unpaid assistance to a person with a disability, long term illness or of older age - this equates to 1812 people.



Income



The SEIFA index score of relative socio-economic disadvantage in Hillside is

1035.3

placing it in the 75th percentile of suburbs across Australia



The personal median weekly income of people in Hillside was



The median weekly household income in Hillside was

\$2262



The median weekly mortgage repayment in Hillside was

\$442

Financial stress

In Hillside

14.3%

of homeowners were paying more than 30% of their income on their mortgage



In Hillside

32.4%


of renters were paying more than 30% of their income on their rent



16.6%

of households in Hillside were considered a low-income household

Health



27.8%

of the population of Hillside reported having one or more health conditions

The most common long term health condition in Hillside was asthma



6.2%

of the population of Hillside reported having a mental health condition, including depression and anxiety - this equates to 1,002 people

