

Community Profile


Harkness



Population


The estimated population of Harkness in 2022 was

13,026



The population of Harkness is expected to be

12,894
by 2031



19,137
by 2051

Age

The median age in Harkness was




The largest service age groups in Harkness was



Households

The most dominant household size in Harkness was



2 people

Of the total population in Harkness



Families make up **80.7%**



Single lone person households make up **17.2%**




Group households make up **2%**

Housing

66%

of people in Harkness were purchasing or fully own their home



25.2%

of people in Harkness were renting privately

Need for assistance

5.3%

of the population in Harkness reported needing assistance in their day-to-day lives due to a disability - this equates to 657 people.



Ancestry

The largest ancestries in Harkness were




1.5% of the population in Harkness were Aboriginal or Torres Strait Islander - this equates to 184 people.



Place of birth

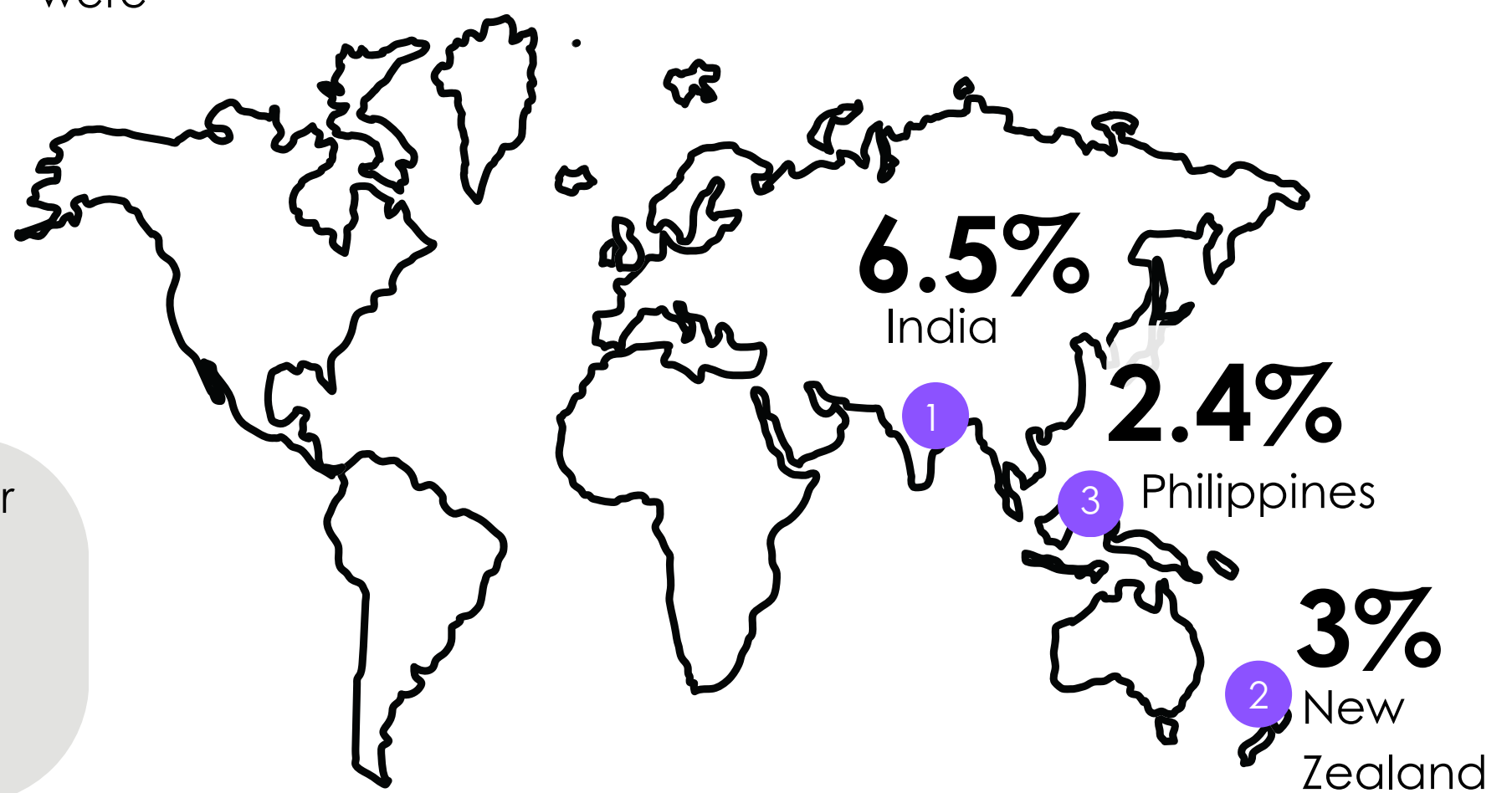
The top three countries of birth outside of Australia for Harkness were



30% of people in Harkness were born overseas

Between 2016 and 2021, the number of people born overseas living in Harkness increased by

1,703



Language

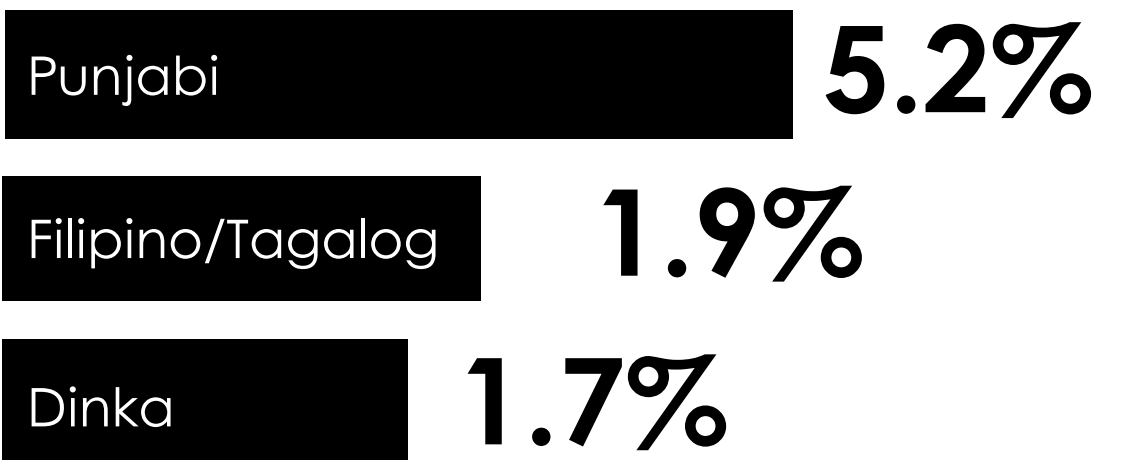
The percentage of people in Harkness who speak a language other than English at home was

31%

4%

of the population in Harkness did not speak English at all, or don't speak it well

Other than English, the top three languages spoken at home in Harkness were:

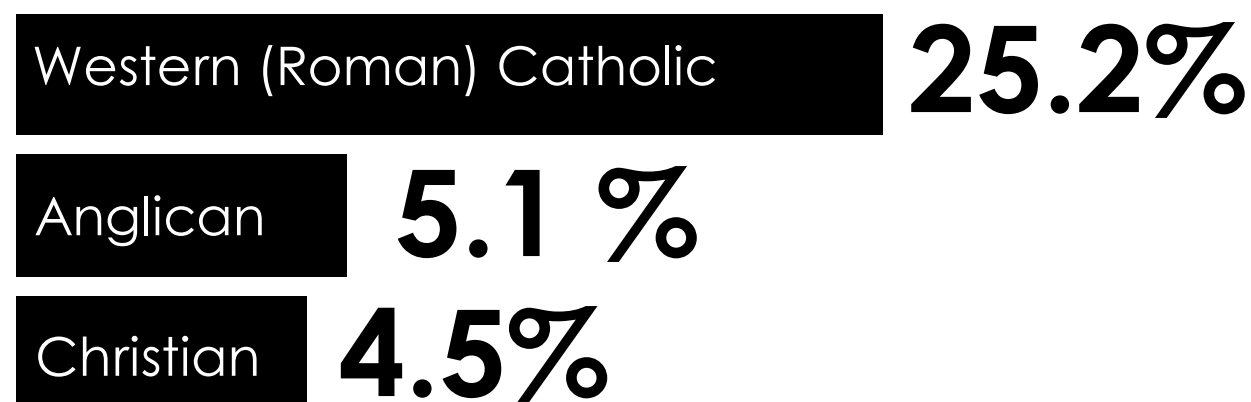


Between 2016 and 2021, the number of people who used a language other than English at home in Harkness increased by

1869

Religion

The three largest religious affiliations for residents in Harkness were



31.6%

of residents in Harkness said they had no religious affiliation



8%

of residents in Harkness did not answer the question on religion

Education

27.8%
of people in Harkness
left school at year 10 or
below



53.1%
of people in Harkness
completed year 12 or
equivalent



3%
of people in Harkness
were attending
university at the time



42.4%
of people in Harkness
had no higher
qualification



2.3%
of people in Harkness
had a TAFE or
vocational qualification




16.1%
of people in Harkness
had a bachelor's
degree or a higher
qualification

13.2% of 15-24 year olds in Harkness were disengaged with education and employment

Employment

5361 people in Harkness
were employed

61% worked
full time



30% worked
part time

The unemployment
rate in Harkness
was
6.8%

The top three industries of
employment in Harkness was


Construction 12.2%

**Health Care & Social
Assistance 11.9%**


Retail 11.3%

Unpaid work


7%
of people in
Harkness did
some form of
voluntary work




19%
of people over 15 in
Harkness did more
than 14 hours of
housework each
week



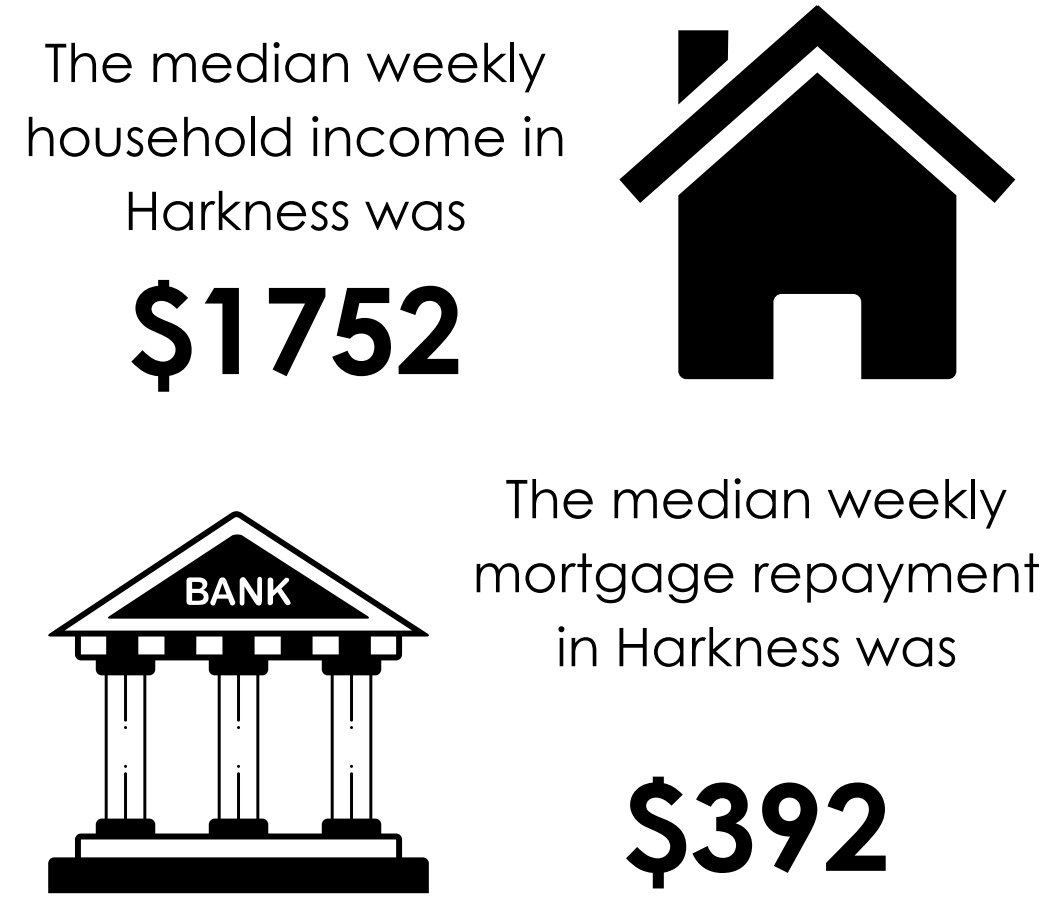
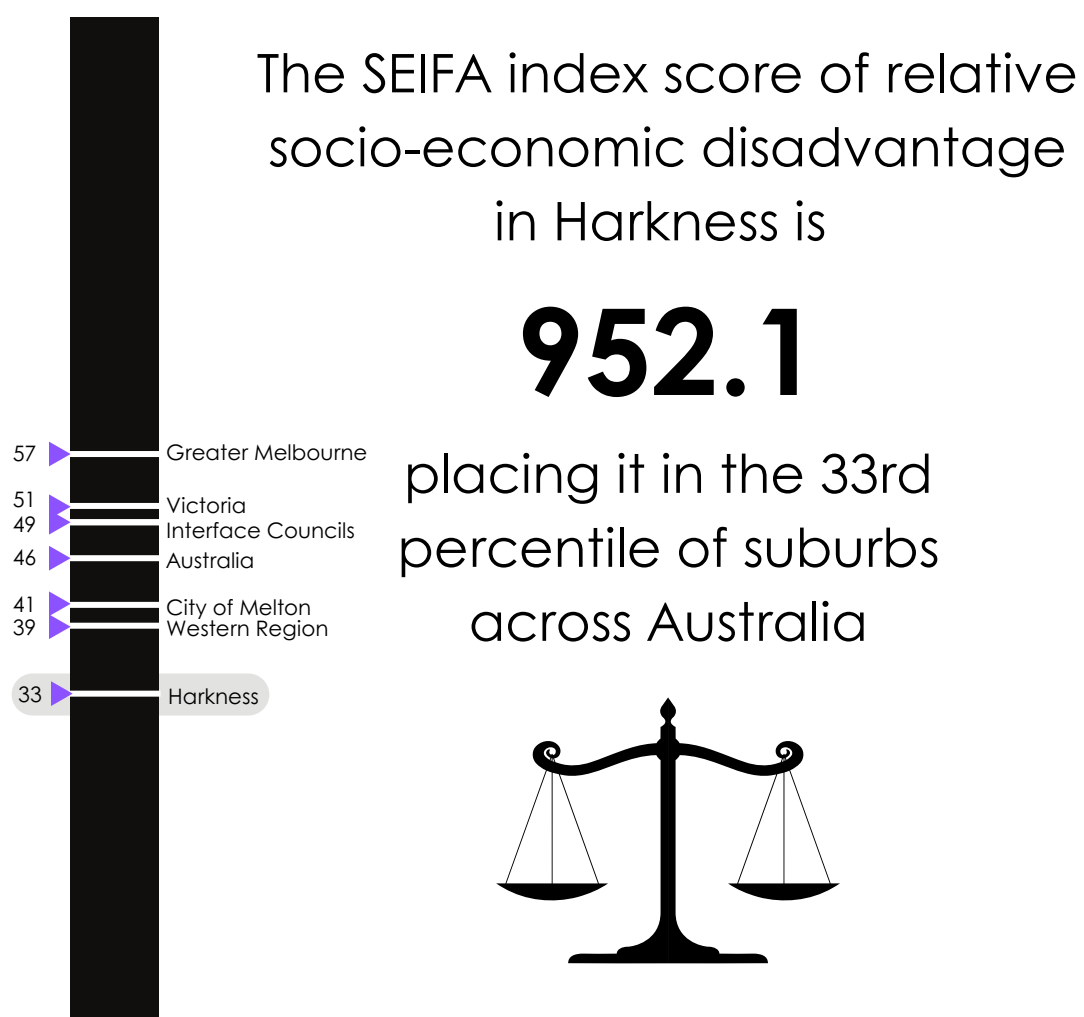
36.7%
of people in Harkness over 15
provided unpaid care to
children - this equates to 3258
people. Of these, 583 were
caring for children other than
their own.



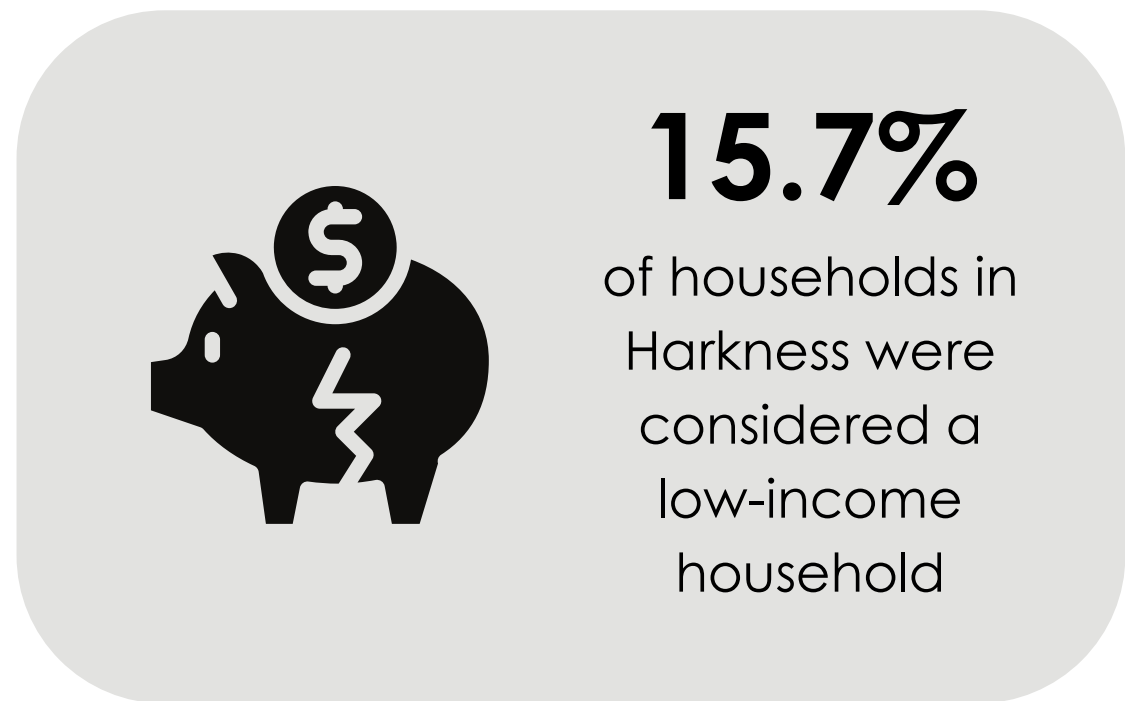
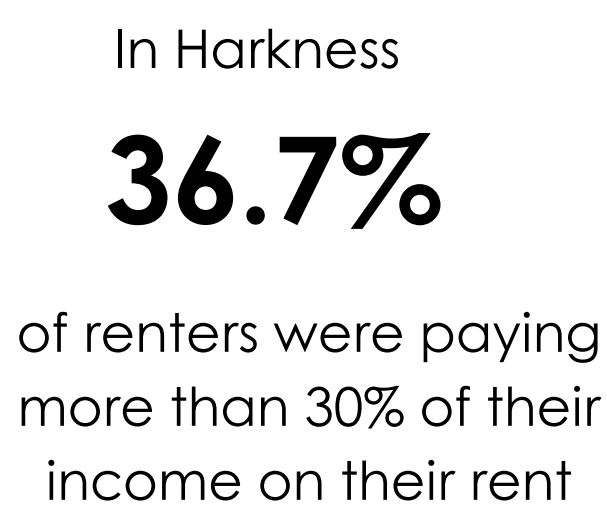
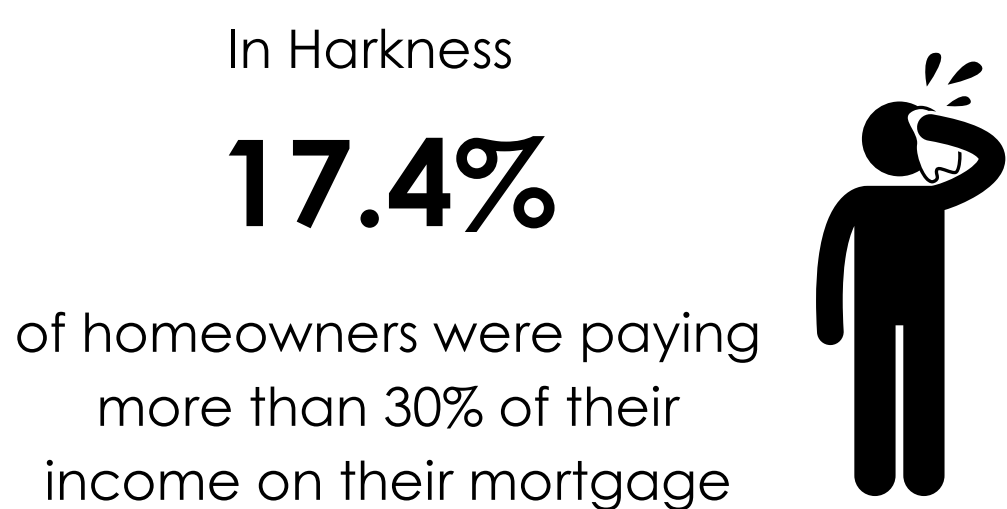
11.6%
of people in Harkness over 15
were providing unpaid
assistance to a person with a
disability, long term illness or
of older age - this equates to
1031 people.



Income



Financial stress



Health

