

Community Profile


Eynesbury



Population


The estimated population of Eynesbury in 2022 was

3,126



The population of Eynesbury is expected to be

6,137
by 2031



11,326
by 2051

Age

The median age in Eynesbury was



The largest service age groups in Eynesbury was


35-49 Parents and home builders **28.1%**

5-11 Primary schoolers **14.4%**

25-34 Young workforce **11.2%**

Households

The most dominant household size in Eynesbury was



4 people

Of the total population in Eynesbury



Families make up **88.4%**



Single lone person households make up **11.2%**




Group households make up **0.3%**

Housing

88%

of people in Eynesbury were purchasing or fully own their home



8.7%

of people in Eynesbury were renting privately

Need for assistance

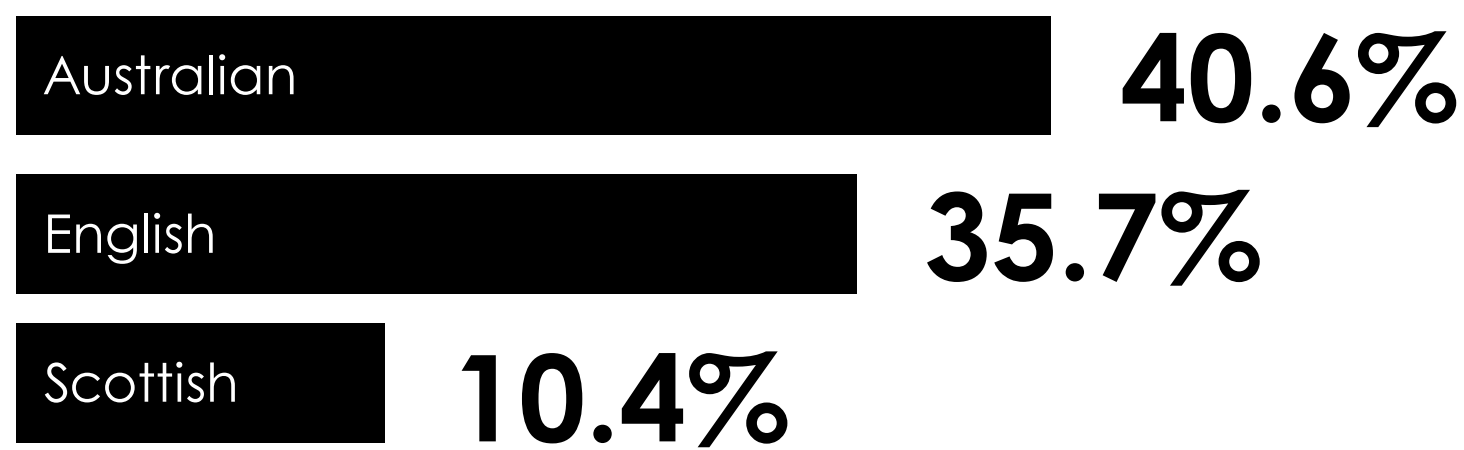
4%

of the population in Eynesbury reported needing assistance in their day-to-day lives due to a disability - this equates to 119 people.



Ancestry

The largest ancestries in Eynesbury were



2.1% of the population in Eynesbury were Aboriginal or Torres Strait Islander - this equates to 62 people.

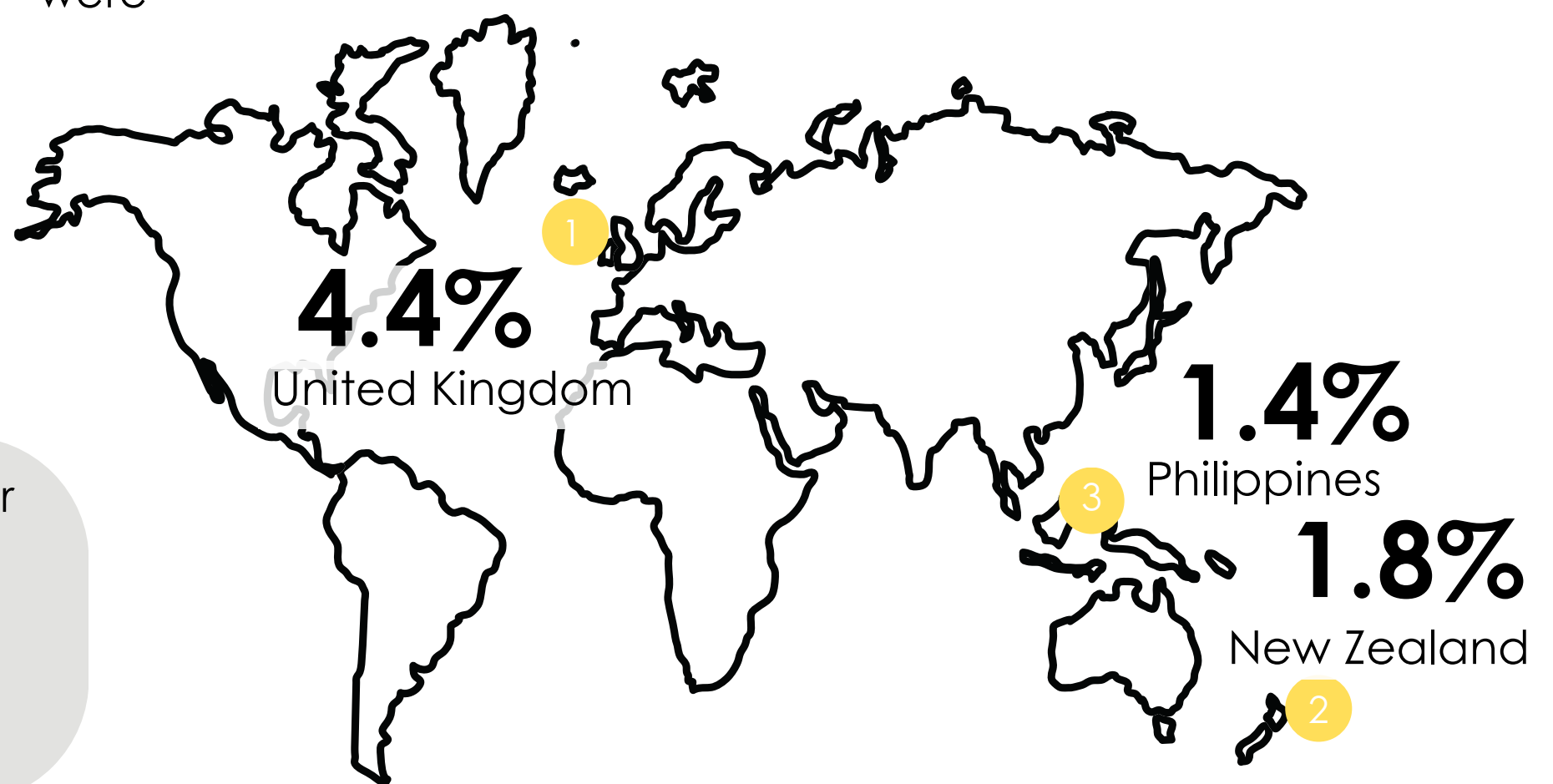


Place of birth

The top three countries of birth outside of Australia for Eynesbury were



of people in Eynesbury were born overseas



Between 2016 and 2021, the number of people born overseas living in Eynesbury increased by


36

Language

The percentage of people in Eynesbury who speak a language other than English at home was

8.9%

Other than English, the top three languages spoken at home in Eynesbury were:



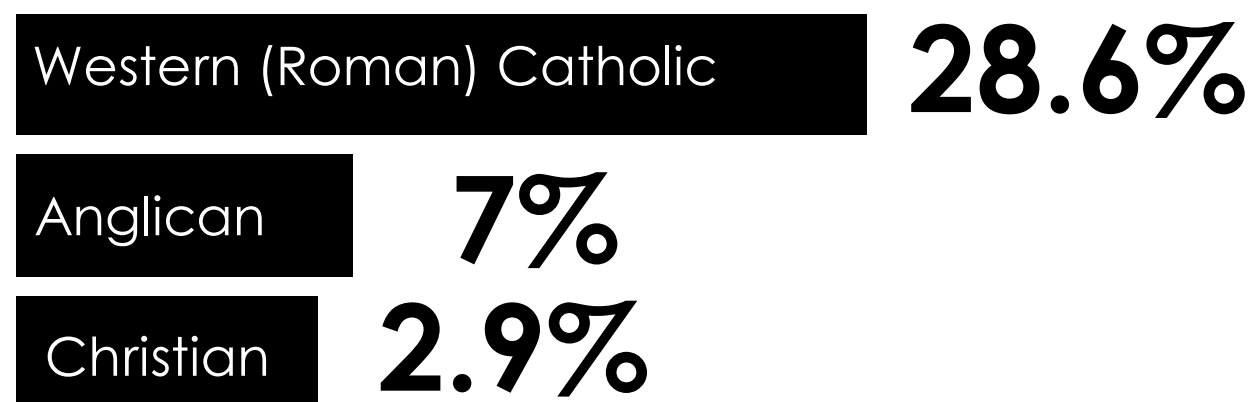
4.7% of the population in Eynesbury did not speak English at all, or don't speak it well

Between 2016 and 2021, the number of people who used a language other than English at home in Eynesbury increased by

16

Religion

The three largest religious affiliations for residents in Eynesbury were



47%

of residents in Eynesbury said they had no religious affiliation



3.5%

of residents in Eynesbury did not answer the question on religion

Education

25%
of people in Eynesbury left school at year 10 or below



58.5%
of people in Eynesbury completed year 12 or equivalent



3.4%
of people in Eynesbury were attending university at the time



35.6%
of people in Eynesbury had no higher qualification



1.6%
of people in Eynesbury had a TAFE or vocational qualification



21.6%
of people in Eynesbury had a bachelor's degree or a higher qualification


6.4% of 15-24 year olds in Eynesbury were disengaged with education and employment

Employment

1561 people in Eynesbury were employed

66% worked full time

28% worked part time



The unemployment rate in Eynesbury was


3.2%

The top three industries of employment in Eynesbury was

Construction	14.2%
Education & training	12.1%
Retail	9.3%

Unpaid work

12.2%
of people in Eynesbury did some form of voluntary work



24%
of people over 15 in Eynesbury did more than 14 hours of housework each week




42.6%
of people in Eynesbury over 15 provided unpaid care to children - this equates to 912 people. Of these, 145 were caring for children other than their own.



13.6%
of people in Eynesbury over 15 were providing unpaid assistance to a person with a disability, long term illness or of older age - this equates to 290 people.



Income



The SEIFA index score of relative socio-economic disadvantage in Eynesbury is

1089.8

placing it in the 97th percentile of suburbs across Australia



The personal median weekly income of people in Eynesbury was



The median weekly household income in Eynesbury was

\$2615



The median weekly mortgage repayment in Eynesbury was

\$447

Financial stress

In Eynesbury

10.5%

of homeowners were paying more than 30% of their income on their mortgage



In Eynesbury

22.2%


of renters were paying more than 30% of their income on their rent



8.1%

of households in Eynesbury were considered a low-income household

Health



28.9%

of the population of Eynesbury reported having one or more health conditions

The most common long term health condition in Eynesbury was asthma



9.2%

of the population of Eynesbury reported having a mental health condition, including depression and anxiety - this equates to 259 people

