


# Community Profile

## Diggers Rest & Plumpton



### Population

The estimated population of Diggers Rest and Plumpton in 2022 was **5,924**



The population of Diggers Rest and Plumpton is expected to be **9,243** by 2031 and **12,716** by 2051

### Age


The median age in Hillside was **32**

The largest service age groups in Diggers Rest and Plumpton was



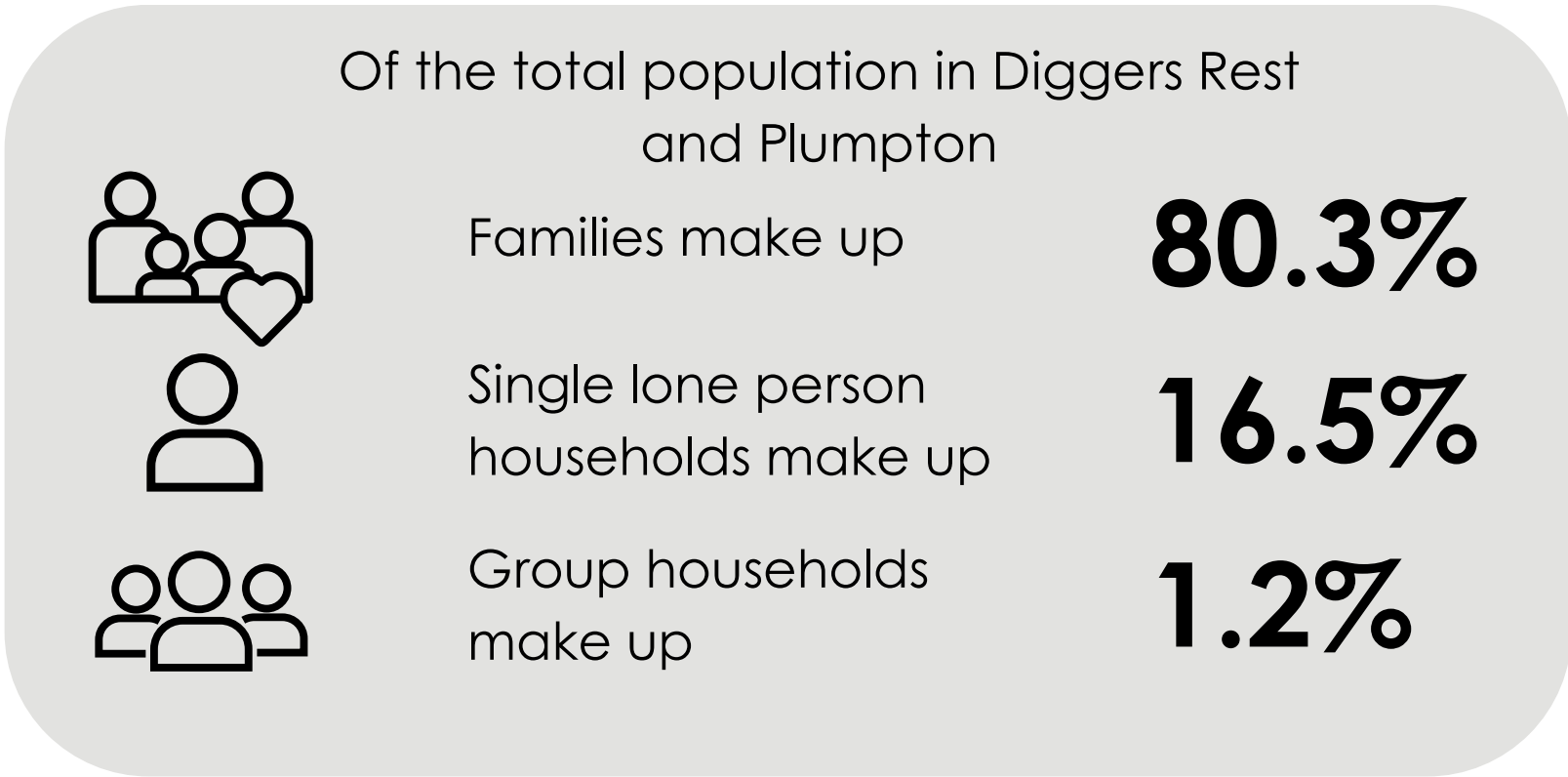
### Households

The most dominant household size in Diggers Rest and Plumpton was



**2 people**


Of the total population in Diggers Rest and Plumpton



### Housing

**74%**

of people in Diggers Rest and Plumpton were purchasing or fully own their home



**20.1%**

of people in Diggers Rest and Plumpton were renting privately

### Need for assistance

**4.1%**

of the population in Diggers Rest and Plumpton reported needing assistance in their day-to-day lives due to a disability - this equates to 217 people.

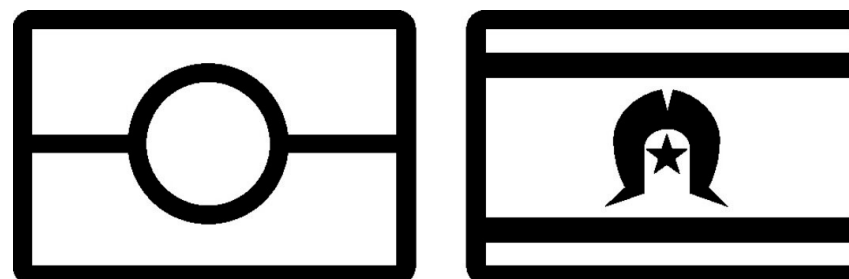


# Ancestry

The largest ancestries in Diggers Rest and Plumpton were




1.4% of the population in Diggers Rest and Plumpton were Aboriginal or Torres Strait Islander - this equates to 74 people.



# Place of birth

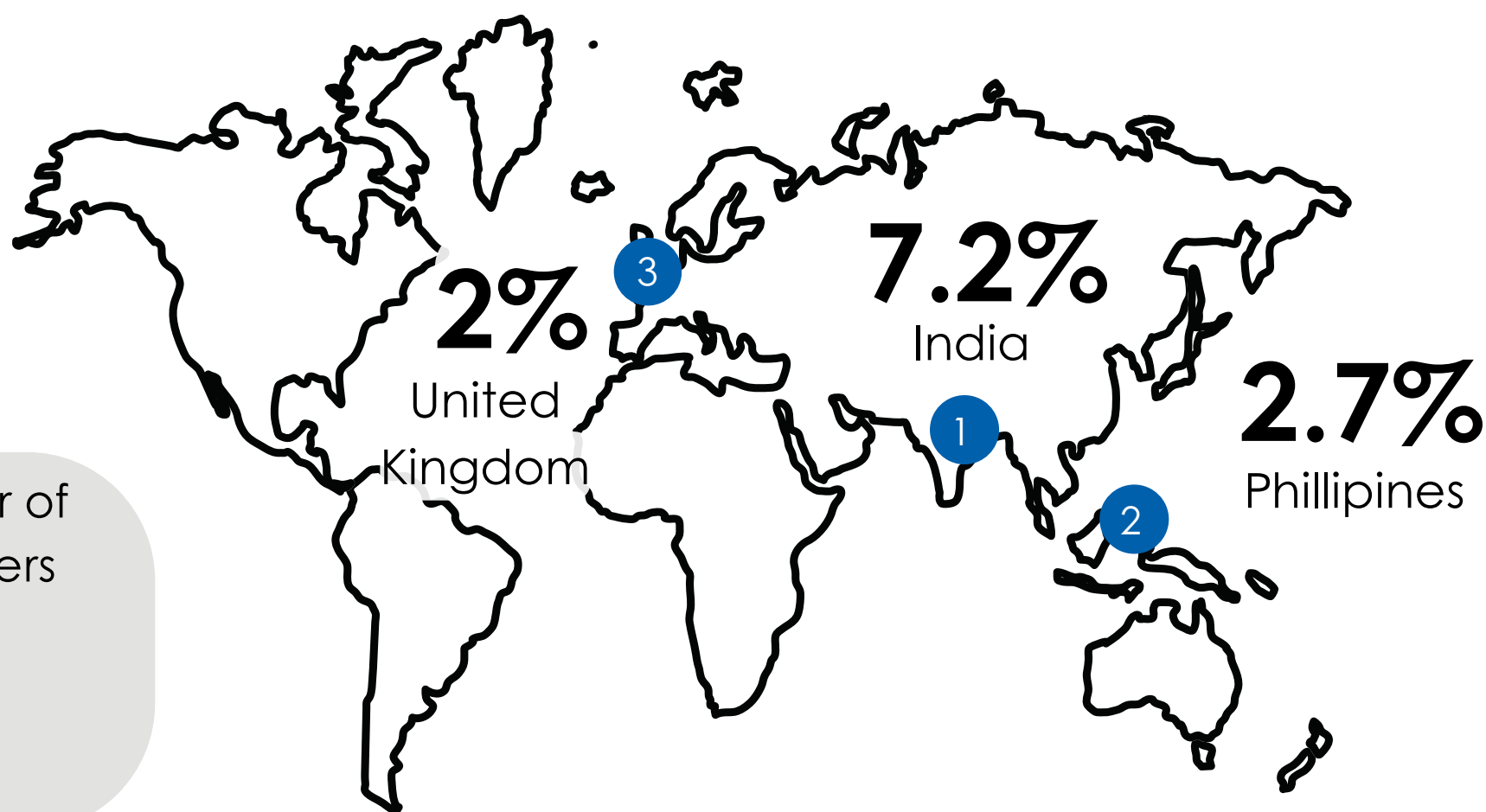
The top three countries of birth outside of Australia for Diggers Rest and Plumpton were



of people in Diggers Rest and Plumpton were born overseas

Between 2016 and 2021, the number of people born overseas living in Diggers Rest and Plumpton increased by

863



# Language

The percentage of people in Diggers Rest and Plumpton who speak a language other than English at home was

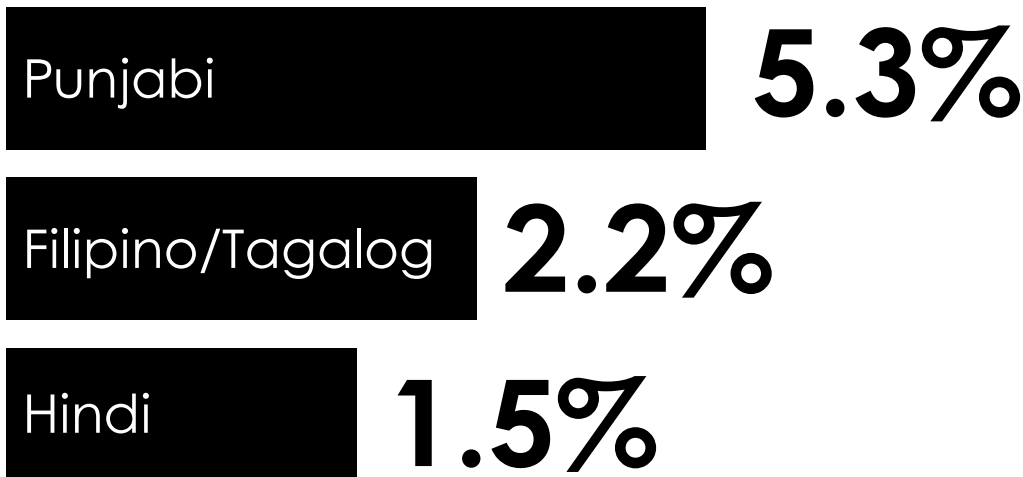
23.7%

1.9% of the population in Diggers Rest and Plumpton did not speak English at all, or don't speak it well

Between 2016 and 2021, the number of people who used a language other than English at home in Diggers Rest and Plumpton increased by

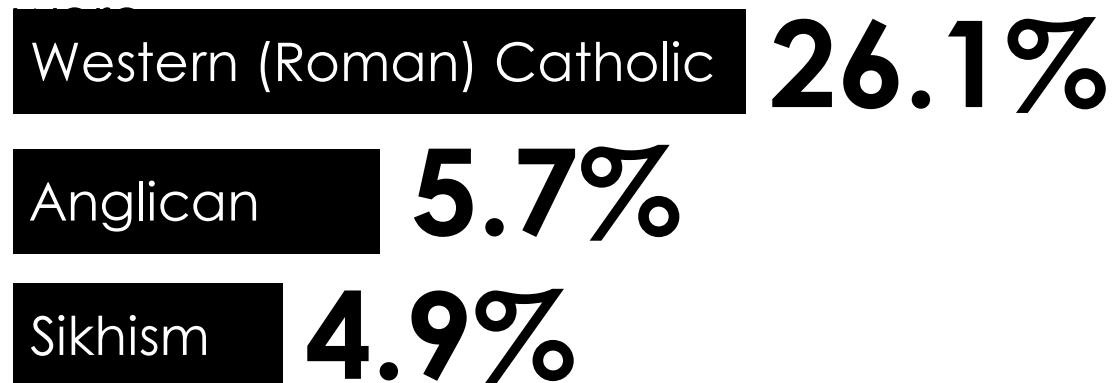
958

Other than English, the top three languages spoken at home in Diggers Rest and Plumpton were:



# Religion

The three largest religious affiliations for residents in Diggers Rest and Plumpton



36.1%

of residents in Diggers Rest and Plumpton said they had no religious affiliation




5.6%

of residents in Diggers Rest and Plumpton did not answer the question on religion

## Education

**23.5%**

of people in Diggers Rest and Plumpton left school at year 10 or below



**58.5%**

of people in Diggers Rest and Plumpton completed year 12 or equivalent



**3%**

of people in Diggers Rest and Plumpton were attending university at the time



**35%**

of people in Diggers Rest and Plumpton had no higher qualification



**2.4%**

of people in Diggers Rest and Plumpton had a TAFE or vocational qualification



**22.9%**

of people in Diggers Rest and Plumpton had a bachelor's degree or a higher qualification

**8.4%**

of 15-24 year olds in Diggers Rest and Plumpton were disengaged with education and employment

## Employment

**2942**

people in Diggers Rest and Plumpton were employed

The unemployment rate in Diggers Rest and Plumpton was

The top three industries of employment in Diggers Rest and Plumpton was

Healthcare & social assist

**12.2%**

Construction


**11.7%**

Transport etc.

**10.3%**

**65%**

worked full time




**27%**

worked part time

**4.4%**

## Unpaid work



**9%**

of people in Diggers Rest and Plumpton did some form of voluntary work

**20%**

of people over 15 in Diggers Rest and Plumpton did more than 14 hours of housework each week



**31.9%**

of people in Diggers Rest and Plumpton over 15 provided unpaid care to children - this equates to 1137 people. Of these, 227 were caring for children other than their own.

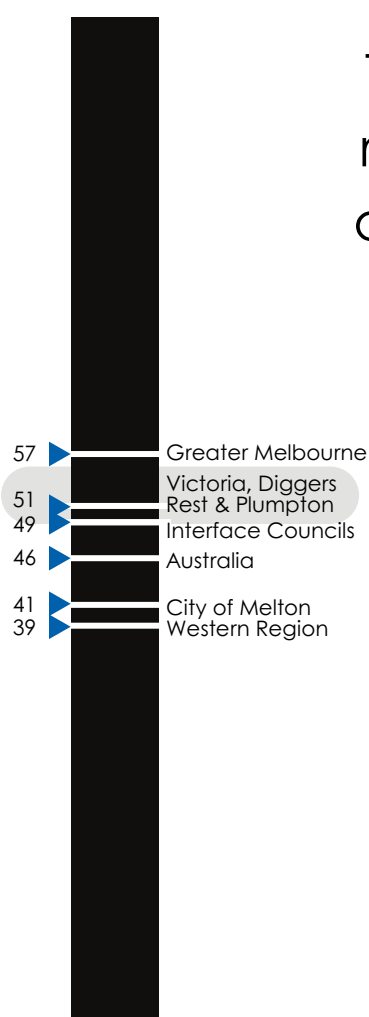
**12%**

of people in Diggers Rest and Plumpton over 15 were providing unpaid assistance to a person with a disability, long term illness or of older age - this equates to 506 people.






# Income



The SEIFA index score of relative socio-economic disadvantage in Diggers Rest and Plumpton is

**966.5**

placing it in the 51st percentile of suburbs across Australia



The personal median weekly income of people in Diggers Rest and Plumpton was



The median weekly household income in Diggers Rest and Plumpton was

**\$1866**



The median weekly mortgage repayment in Diggers Rest and Plumpton was

**\$415**

# Financial stress

In Diggers Rest and Plumpton

**16%**

of homeowners were paying more than 30% of their income on their mortgage



In Diggers Rest and Plumpton

**30.4%**


of renters were paying more than 30% of their income on their rent



**13.6%**

of households in Diggers Rest and Plumpton were considered a low-income household

# Health



**29.7%**

of the population of Diggers Rest and Plumpton reported having one or more health conditions

The most common long term health condition in Diggers Rest and Plumpton was asthma



**9.6%**

of the population of Diggers Rest and Plumpton reported having a mental health condition, including depression and anxiety - this equates to 510 people

