


Community Profile

Cobblebank




Population

The estimated population of Cobblebank in 2022 was **4,087**



The population of Cobblebank is expected to be

15,858
by 2031



37,200
by 2051

Age

The median age in Cobblebank was




The largest service age groups in Cobblebank was

25-34	Young workforce	25.1%
35-49	Parents and homebuilders	23.8%
5-11	Primary schoolers	14.5%

Households

The most dominant household size in Cobblebank was



Of the total population in Cobblebank



Families make up **86.2%**



Single lone person households make up **11.7%**




Group households make up **2.1%**

Housing

61%

of people in Cobblebank were purchasing or fully own their home



30.7%

of people in Cobblebank were renting privately

Need for assistance

3%

of the population in Cobblebank reported needing assistance in their day-to-day lives due to a disability - this equates to 108 people.

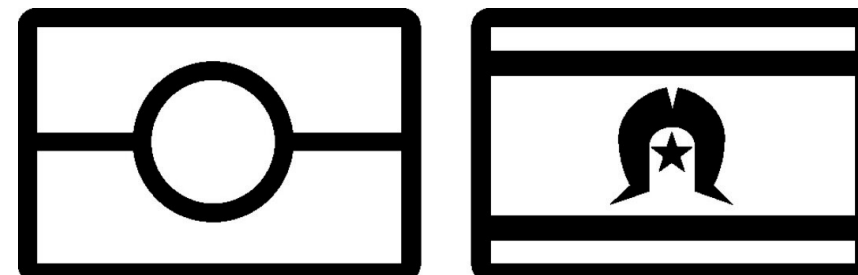


Ancestry

The largest ancestries in Cobblebank were




1.2% of the population in Cobblebank were Aboriginal or Torres Strait Islander - this equates to 45 people.



Place of birth

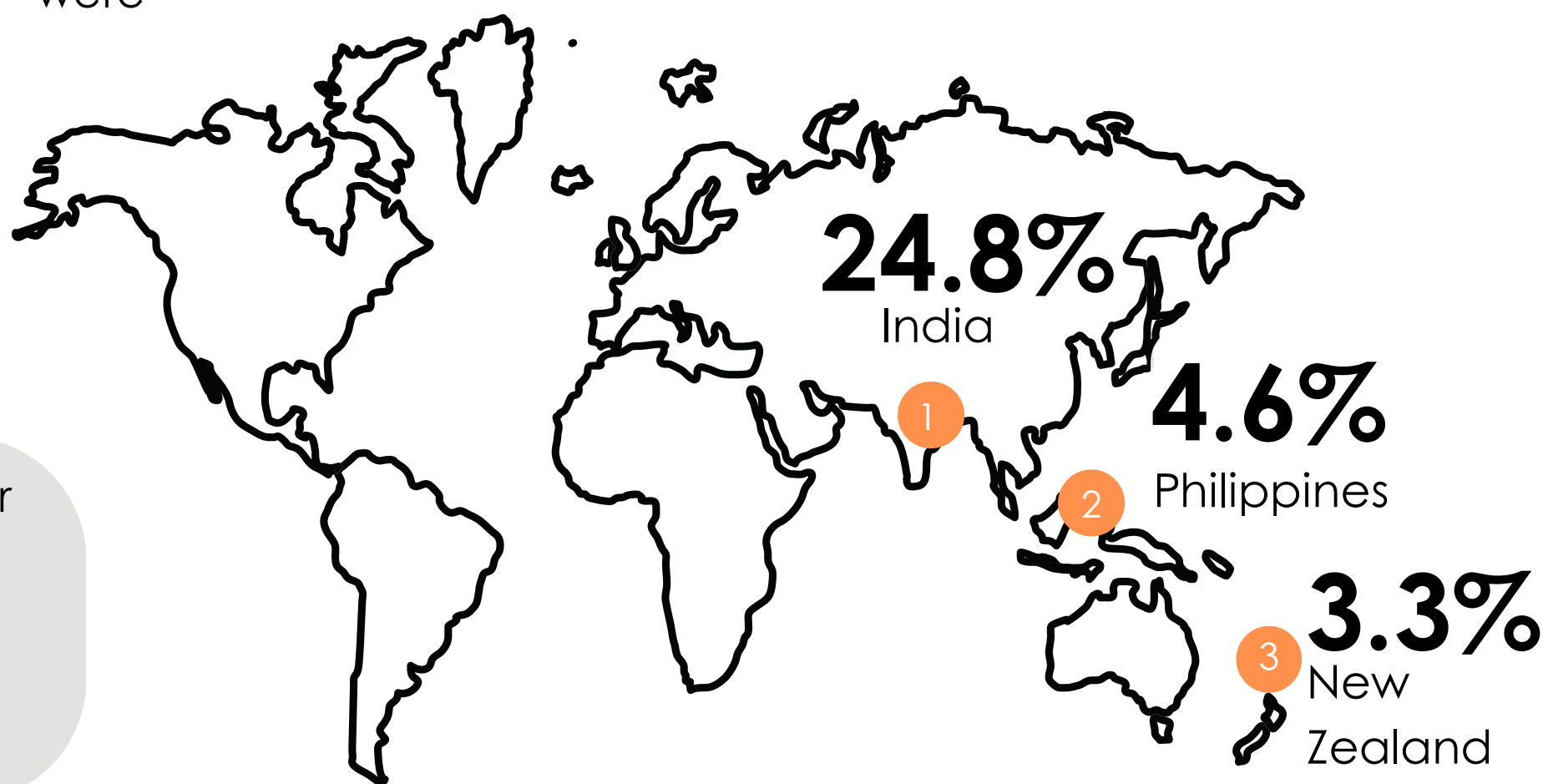
The top three countries of birth outside of Australia for Cobblebank were



of people in Cobblebank were born overseas

Between 2016 and 2021, the number of people born overseas living in Cobblebank increased by

1599

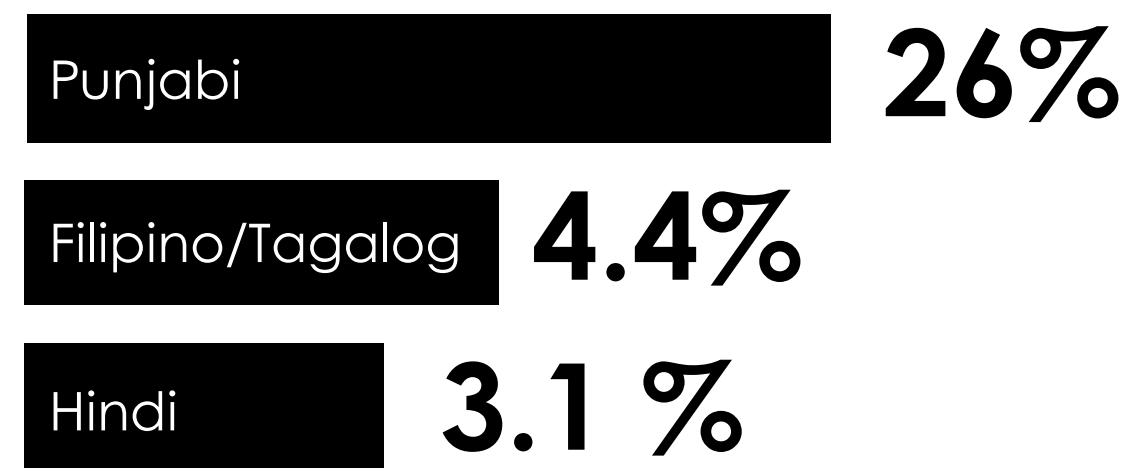


Language

The percentage of people in Cobblebank who speak a language other than English at home was

55.6%

Other than English, the top three languages spoken at home in Cobblebank were:




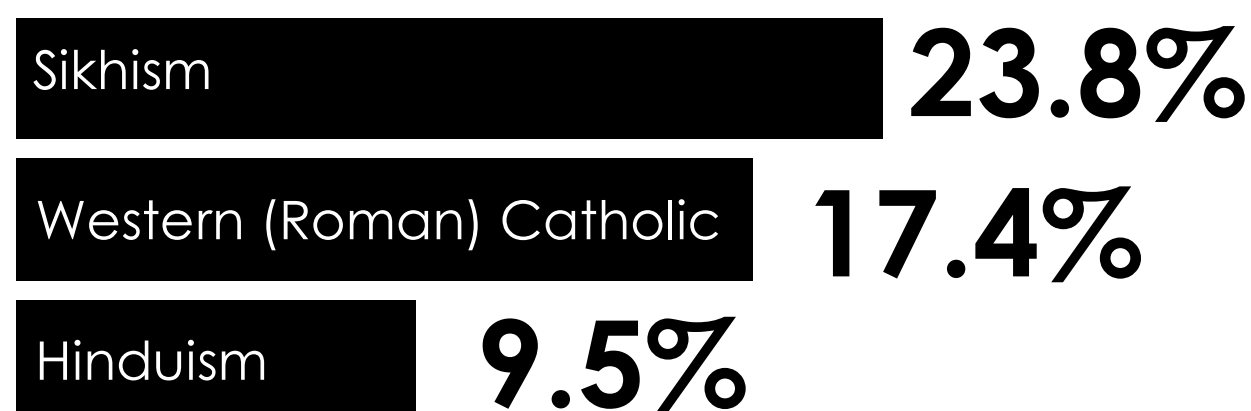
6.1% of the population in Cobblebank did not speak English at all, or don't speak it well

Between 2016 and 2021, the number of people who used a language other than English at home in Cobblebank increased by

1863

Religion

The three largest religious affiliations for residents in Cobblebank were



19%

of residents in Cobblebank said they had no religious affiliation



6.9%

of residents in Cobblebank did not answer the question on religion

Education

17.2%
of people in Cobblebank left school at year 10 or below



69.5%
of people in Cobblebank completed year 12 or equivalent



3.5%
of people in Cobblebank were attending university at the time



31.7%
of people in Cobblebank had no higher qualification



2.8%
of people in Cobblebank had a TAFE or vocational qualification




28.3%
of people in Cobblebank had a bachelor's degree or a higher qualification

10.9% of 15-24 year olds in Cobblebank were disengaged with education and employment

Employment

1574 people in Cobblebank were employed

64% worked full time



29% worked part time

The unemployment rate in Cobblebank was **8.3%**

The top three industries of employment in Cobblebank was


Transport, postal & warehousing **16.8%**

Health Care and Social Assistance **14.8%**

Retail trade **10.5%**

Unpaid work

6.8%
of people in Cobblebank did some form of voluntary work



20%
of people over 15 in Cobblebank did more than 14 hours of housework each week



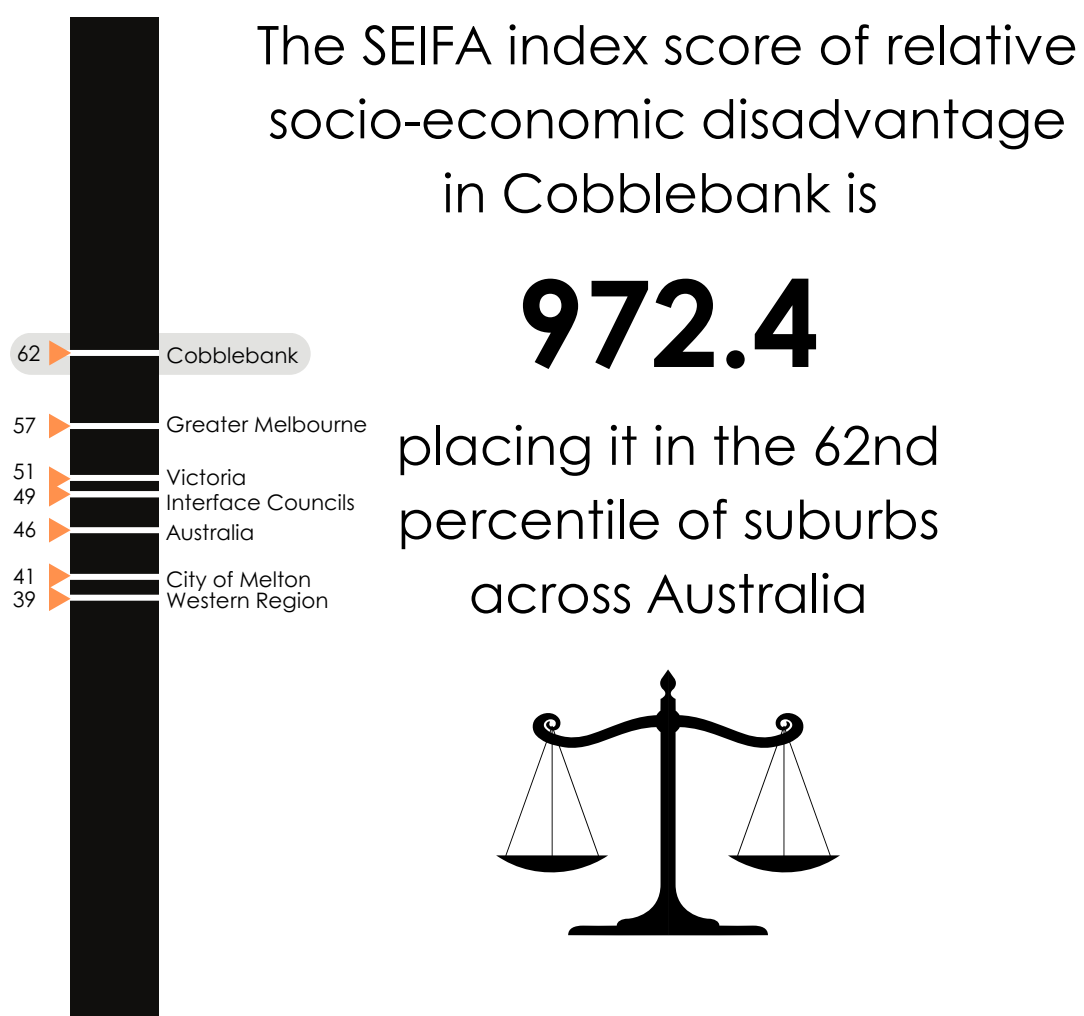
42.5%
of people in Cobblebank over 15 provided unpaid care to children - this equates to 1043 people. Of these, 145 were caring for children other than their own.



9.1%
of people in Cobblebank over 15 were providing unpaid assistance to a person with a disability, long term illness or of older age - this equates to 223 people.



Income



The personal median weekly income of people in Cobblebank was



The median weekly household income in Cobblebank was

\$1920



The median weekly mortgage repayment in Cobblebank was

\$415

Financial stress

In Cobblebank

19.7%

of homeowners were paying more than 30% of their income on their mortgage



In Cobblebank

33.8%


of renters were paying more than 30% of their income on their rent



10%

of households in Cobblebank were considered a low-income household

Health



17.4%

of the population of Cobblebank reported having one or more health conditions

The most common long term health condition in Cobblebank was asthma



5.2%

of the population of Cobblebank reported having a mental health condition, including depression and anxiety - this equates to 188 people

