


# Community Profile Brookfield



## Population


The estimated population of Brookfield in 2022 was

**10,961**



The population of Brookfield is expected to be

**14,119**  
by 2031



**20,404**  
by 2051

## Age

The median age in Brookfield was



The largest service age groups in Brookfield was


**35-49** Parents and home builders **21.5%**

**25-34** Young workforce **15.2%**

**5-11** Primary schoolers **13.2%**

## Households

The most dominant household size in Brookfield was



**2 people**

Of the total population in Brookfield



Families make up **76.4%**



Single lone person households make up **17.2%**




Group households make up **1.7%**

## Housing

**65%**

of people in Brookfield were purchasing or fully own their home



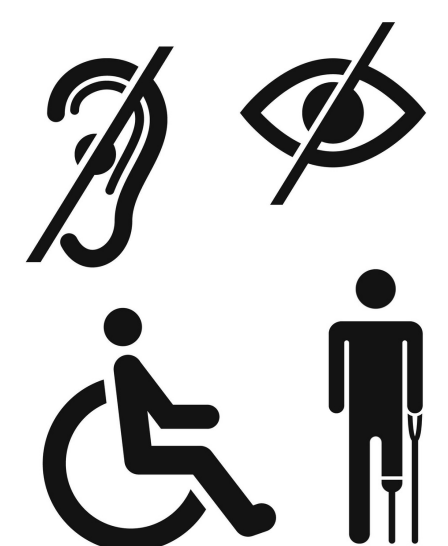
**26.9%**

of people in Brookfield were renting privately

## Need for assistance

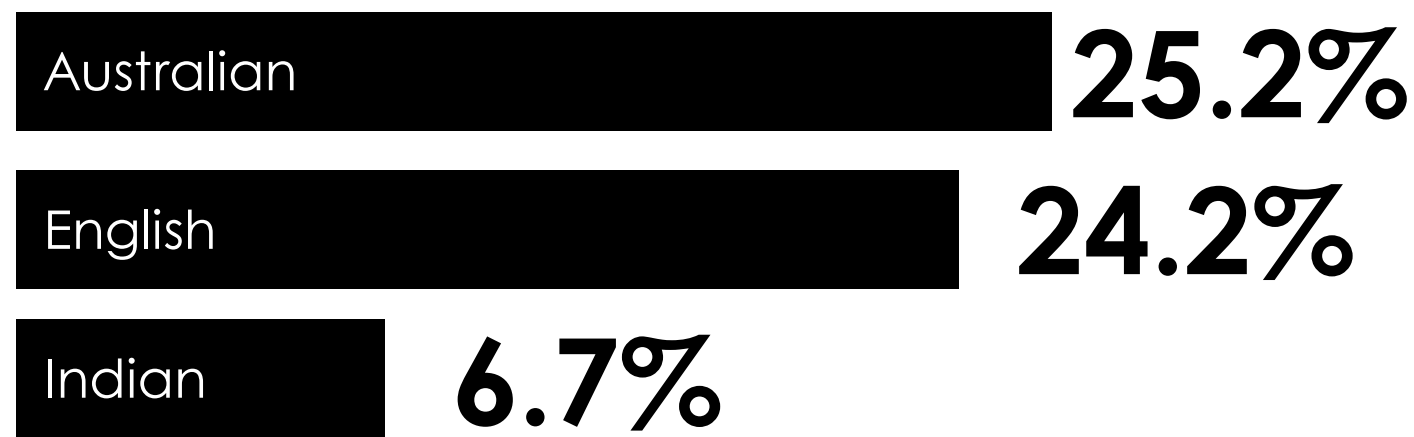
**6.4%**

of the population in Brookfield reported needing assistance in their day-to-day lives due to a disability - this equates to 691 people.

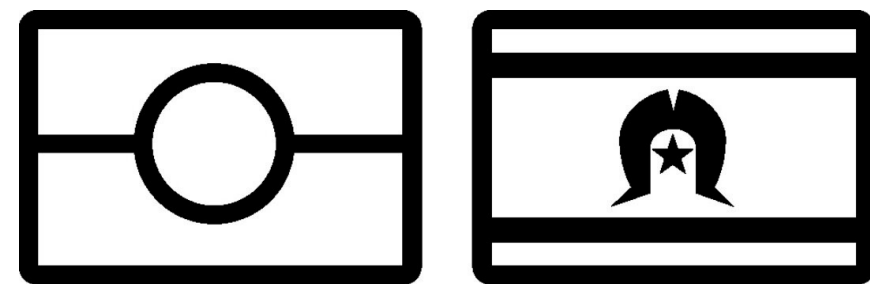


# Ancestry

The largest ancestries in Brookfield were




1.4% of the population in Brookfield were Aboriginal or Torres Strait Islander - this equates to 147 people.

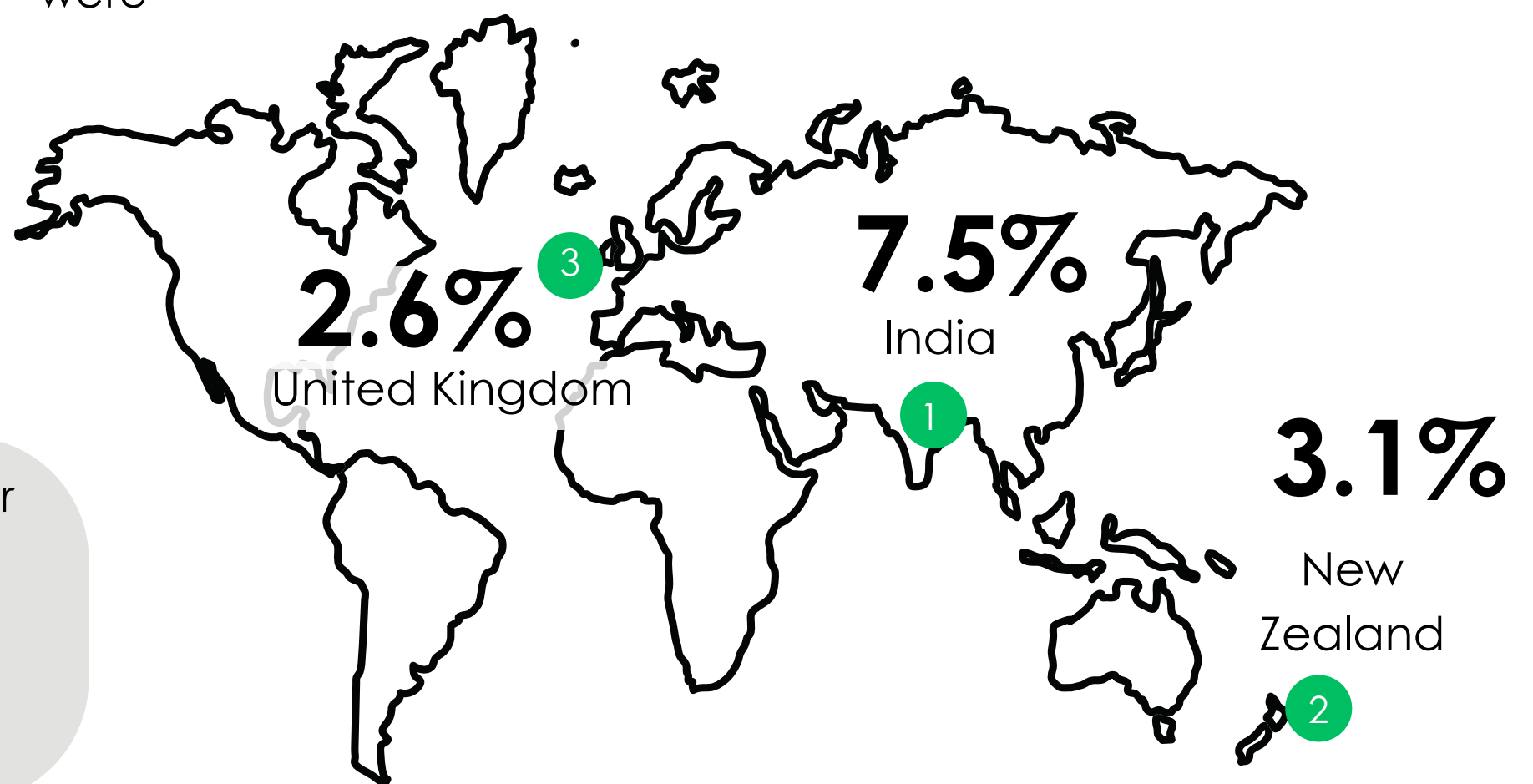


# Place of birth

The top three countries of birth outside of Australia for Brookfield were



of people in Brookfield were born overseas



Between 2016 and 2021, the number of people born overseas living in Brookfield increased by

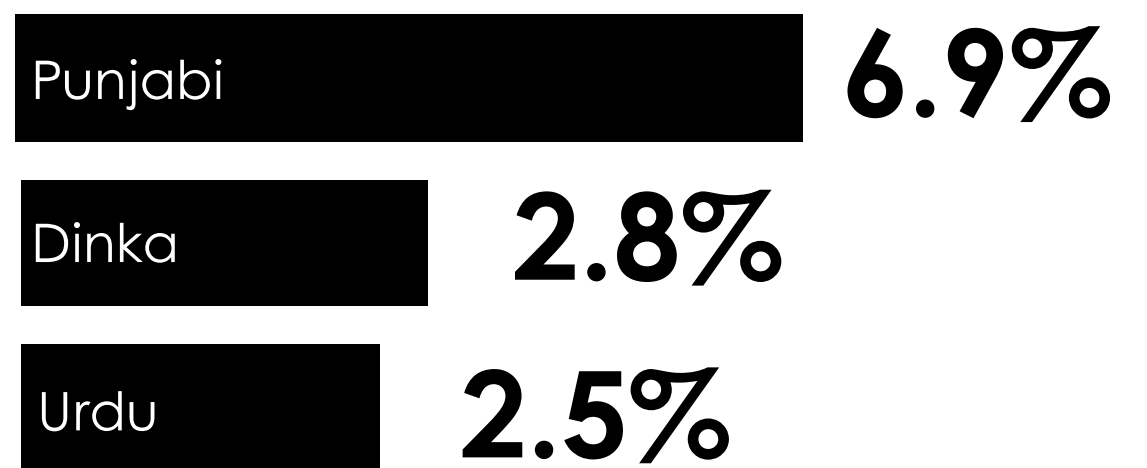
1025

# Language

The percentage of people in Brookfield who speak a language other than English at home was

34.5%

Other than English, the top three languages spoken at home in Brookfield were:



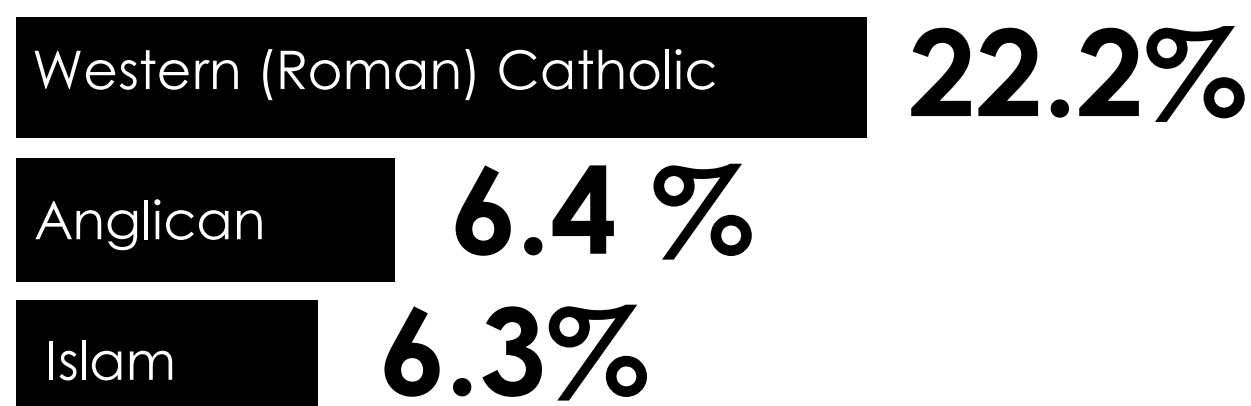
4.2% of the population in Brookfield did not speak English at all, or don't speak it well

Between 2016 and 2021, the number of people who used a language other than English at home in Brookfield increased by

1221

# Religion

The three largest religious affiliations for residents in Brookfield were



28.1% of residents in Brookfield said they had no religious affiliation

6.6% of residents in Brookfield did not answer the question on religion

## Education

**29.4%**

of people in Brookfield left school at year 10 or below



**52.1%**

of people in Brookfield completed year 12 or equivalent



**3.1%**

of people in Brookfield were attending university at the time



**43.5%**

of people in Brookfield had no higher qualification



**2.3%**

of people in Brookfield had a TAFE or vocational qualification



**16.7%**

of people in Brookfield had a bachelor's degree or a higher qualification


**12.4%** of 15-24 year olds in Brookfield were disengaged with education and employment

## Employment

**4446** people in Brookfield were employed

**61%**

worked full time



**32%**

worked part time

The unemployment rate in Brookfield was

**7.2%**

The top three industries of employment in Brookfield was

Health care & social assistance

**12.2%**

Transport postal & warehousing

**11.7%**

Construction

**11.4%**

## Unpaid work



**8.5%**

of people in Brookfield did some form of voluntary work

**20%**

of people over 15 in Brookfield did more than 14 hours of housework each week



**32.6%**

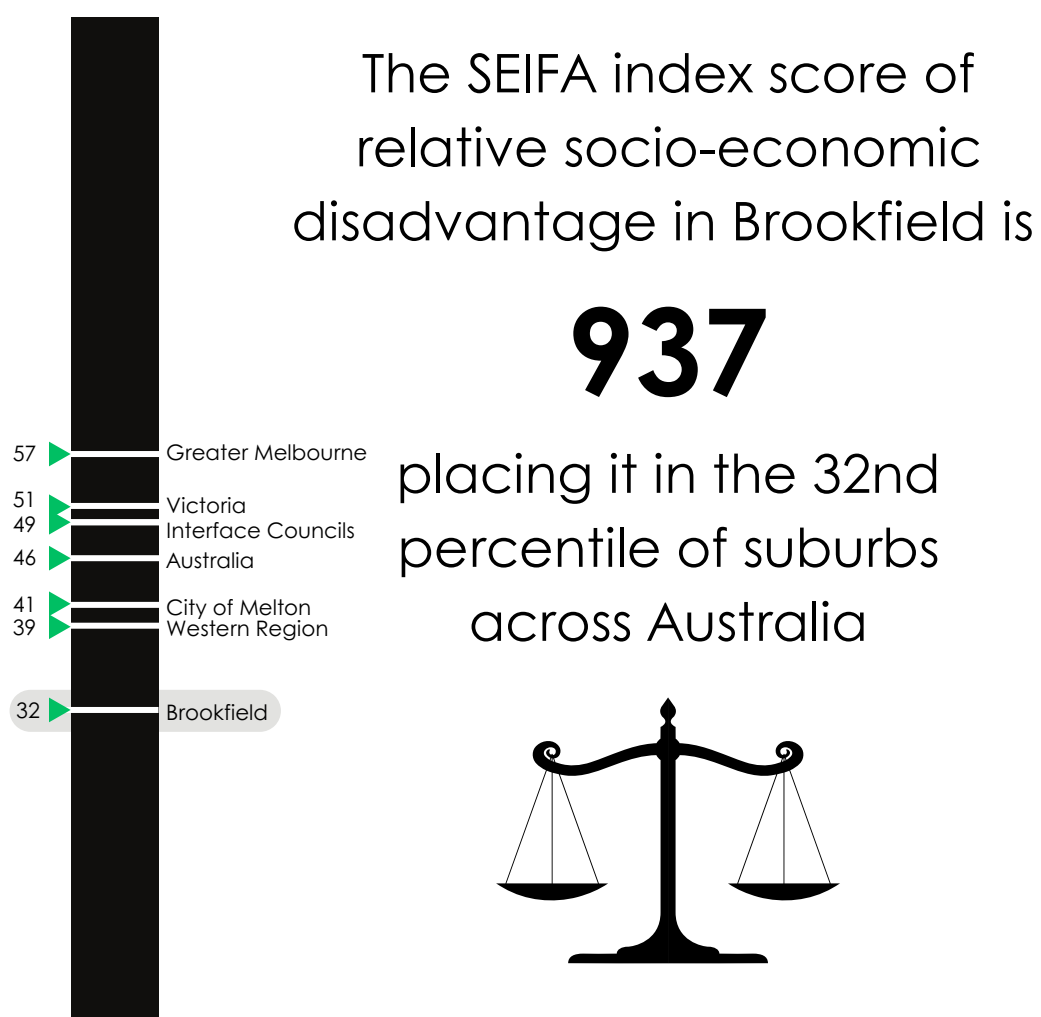
of people in Brookfield over 15 provided unpaid care to children - this equates to 2,575 people. Of these, 519 were caring for children other than their own.

**12.7%**

of people in Brookfield over 15 were providing unpaid assistance to a person with a disability, long term illness or of older age - this equates to 1000 people.



# Income



The personal median weekly income of people in Brookfield was **\$700**

The median weekly household income in Brookfield was **\$1627**

The median weekly mortgage repayment in Brookfield was **\$382**

# Financial stress

In Brookfield **17.3%** of homeowners were paying more than 30% of their income on their mortgage

In Brookfield **38.4%** of renters were paying more than 30% of their income on their rent

**16.6%** of households in Brookfield were considered a low-income household

# Health

**28.8%** of the population of Brookfield reported having one or more health conditions

The most common long term health condition in Brookfield was asthma

**8.6%** of the population of Brookfield reported having a mental health condition, including depression and anxiety - this equates to 928 people