


# Community Profile Bonnie Brook, Deanside & Grangefields



## Population


The estimated population of Bonnie Brook, Deanside & Grangefields in 2022

was  
**1,420**



The population of Bonnie Brook, Deanside & Grangefields is expected to be

**20,101**  
by 2031



**24,599**  
by 2051

## Age

The median age in Bonnie Brook, Deanside & Grangefields was




The largest service age groups in Bonnie Brook, Deanside & Grangefields was

<b>35-49</b>	Parents and home builders	<b>21.7%</b>
<b>25-34</b>	Young workforce	<b>20.8%</b>
<b>5-11</b>	Primary schoolers	<b>10.9%</b>

## Households

The most dominant household size in Bonnie Brook, Deanside & Grangefields was



Of the total population in Bonnie Brook, Deanside & Grangefields



Families make up **75%**



Single lone person households make up **17%**




Group households make up **1.6%**

## Housing

**70%**

of people in Bonnie Brook, Deanside & Grangefields were purchasing or fully own their home



**20.6%**

of people in Bonnie Brook, Deanside & Grangefields were renting privately

## Need for assistance

**5.3%**

of the population in Bonnie Brook, Deanside & Grangefields reported needing assistance in their day-to-day lives due to a disability - this equates to 60 people.



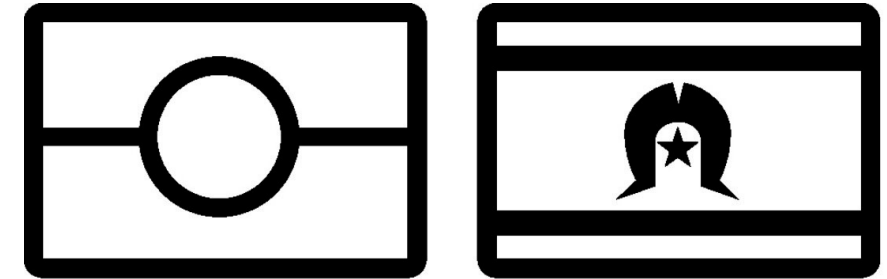
# Ancestry

The largest ancestries in Bonnie Brook, Deanside & Grangefields were




0.8%

of the population in Bonnie Brook, Deanside & Grangefields were Aboriginal or Torres Strait Islander - this equates to 9 people.

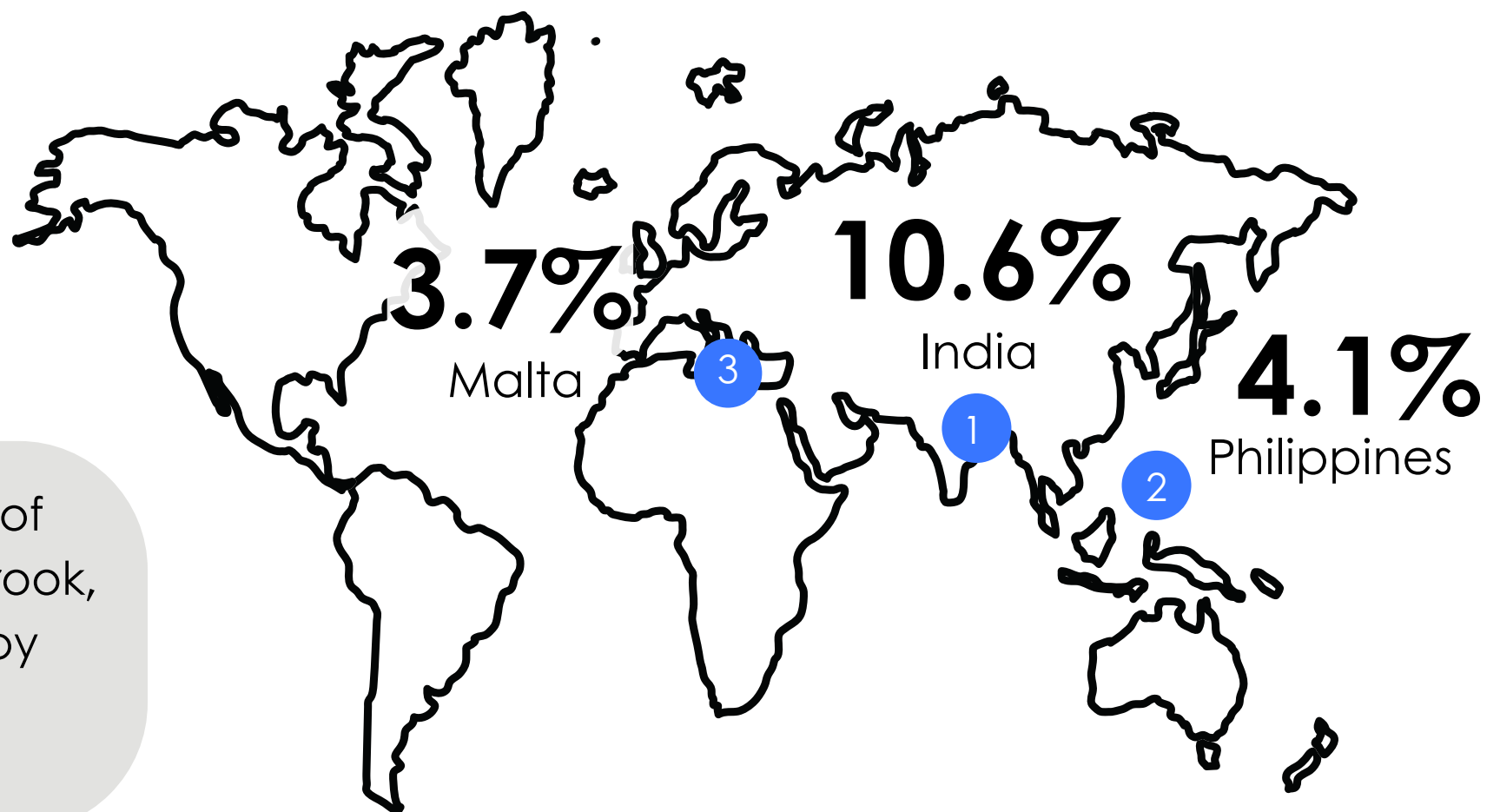


# Place of birth

The top three countries of birth outside of Australia for Bonnie Brook, Deanside & Grangefields were



of people in Bonnie Brook, Deanside & Grangefields were born overseas



Between 2016 and 2021, the number of people born overseas living in Bonnie Brook, Deanside & Grangefields increased by

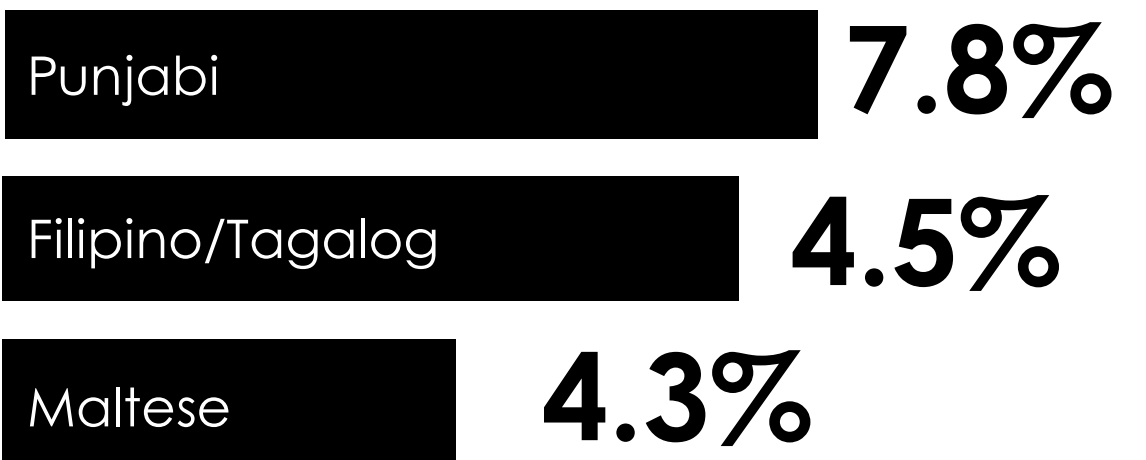
345

# Language

The percentage of people in Bonnie Brook, Deanside & Grangefields who speak a language other than English at home was

48%

Other than English, the top three languages spoken at home in Bonnie Brook, Deanside & Grangefields were:



5.5%


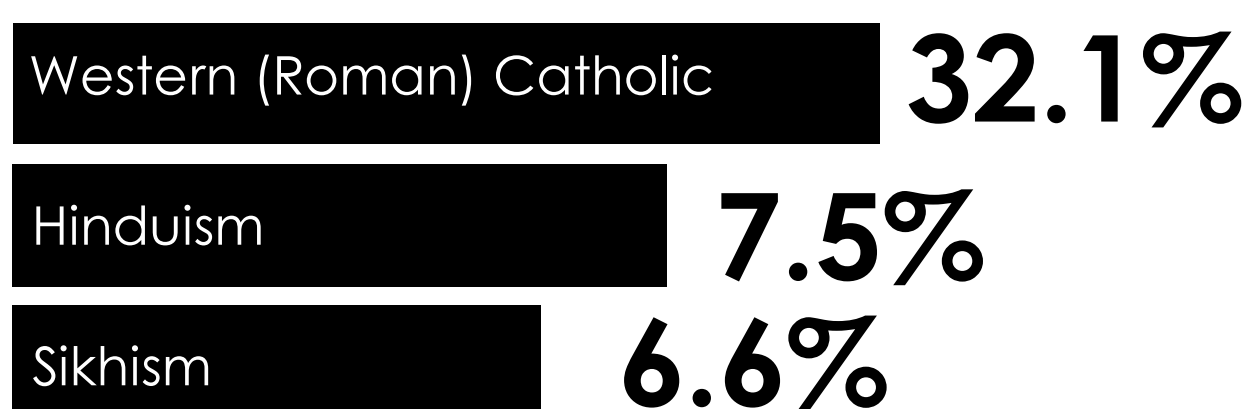
of the population in Bonnie Brook, Deanside & Grangefields did not speak English at all, or don't speak it well

Between 2016 and 2021, the number of people who used a language other than English at home in Bonnie Brook, Deanside & Grangefields increased by

375

# Religion

The three largest religious affiliations for residents in Bonnie Brook, Deanside & Grangefields were



16.8%

of residents in Bonnie Brook, Deanside & Grangefields said they had no religious affiliation



5%

of residents in Bonnie Brook, Deanside & Grangefields did not answer the question on religion

## Education

**27.6%**

of people in Bonnie Brook, Deanside & Grangefields left school at year 10 or below



**61.1%**

of people in Bonnie Brook, Deanside & Grangefields completed year 12 or equivalent



**3.6%**

of people in Bonnie Brook, Deanside & Grangefields were attending university at the time



**42.9%**

of people in Bonnie Brook, Deanside & Grangefields had no higher qualification



**1.6%**

of people in Bonnie Brook, Deanside & Grangefields had a TAFE or vocational qualification



**25.2%**

of people in Bonnie Brook, Deanside & Grangefields had a bachelor's degree or a higher qualification

**7.1%**

of 15-24 year olds in Bonnie Brook, Deanside & Grangefields were disengaged with education and employment

## Employment

**547**

people in Bonnie Brook, Deanside & Grangefields were employed

The unemployment rate in Bonnie Brook, Deanside & Grangefields was

**4.2%**

The top three industries of employment in Bonnie Brook, Deanside & Grangefields was

Health care & social assistance

**14.3%**

Construction


**11.8%**

Transport, postal and warehousing

**11.8%**

**62%**


worked full time



**31%**

worked part time

## Unpaid work



**8.8%**

of people in Bonnie Brook, Deanside & Grangefields did some form of voluntary work

**18%**

of people over 15 in Bonnie Brook, Deanside & Grangefields did more than 14 hours of housework each week



**28.8%**

of people in Bonnie Brook, Deanside & Grangefields over 15 provided unpaid care to children - this equates to 252 people. Of these, 45 were caring for children other than their own.


**12.1%**

of people in Bonnie Brook, Deanside & Grangefields over 15 were providing unpaid assistance to a person with a disability, long term illness or of older age - this equates to 107 people.





# Income



The SEIFA index score of relative socio-economic disadvantage in Bonnie Brook, Deanside & Grangefields is

**1019.9**

placing it in the 54th percentile of suburbs across Australia



The personal median weekly income of people in Bonnie Brook, Deanside & Grangefields was



The median weekly household income in Bonnie Brook, Deanside & Grangefields was

**\$1866**



The median weekly mortgage repayment in Bonnie Brook, Deanside & Grangefields was

**\$415**

# Financial stress

In Bonnie Brook, Deanside & Grangefields

**15.2%**

of homeowners were paying more than 30% of their income on their mortgage



In Bonnie Brook, Deanside & Grangefields

**20.1%**


of renters were paying more than 30% of their income on their rent



**17.9%**

of households in Bonnie Brook, Deanside & Grangefields were considered a low-income household

# Health



**28%**

of the population of Bonnie Brook, Deanside & Grangefields reported having one or more health conditions

The most common long term health in Bonnie Brook, Deanside & Grangefields was arthritis and other conditions



**9.5%**

of the population of Bonnie Brook, Deanside & Grangefields reported having a mental health condition, including depression and anxiety - this equates to 76 people

