

Community Profile


Aintree



Population


The estimated population of Aintree in 2022 was

10,766



The population of Aintree is expected to be

13,880
by 2031



18,986
by 2051

Age

The median age in Aintree was



The largest service age groups in Aintree was


35-49 Parents and home builders **28.1%**

25-34 Young workforce **21.8%**

5-11 Primary schoolers **11.8%**

Households

The most dominant household size in Aintree was



4 people

Of the total population in Aintree



Families make up **91.6%**



Single lone person households make up **7.2%**




Group households make up **1.1%**

Housing

75%

of people in Aintree were purchasing or fully own their home



19.7%

of people in Aintree were renting privately

Need for assistance

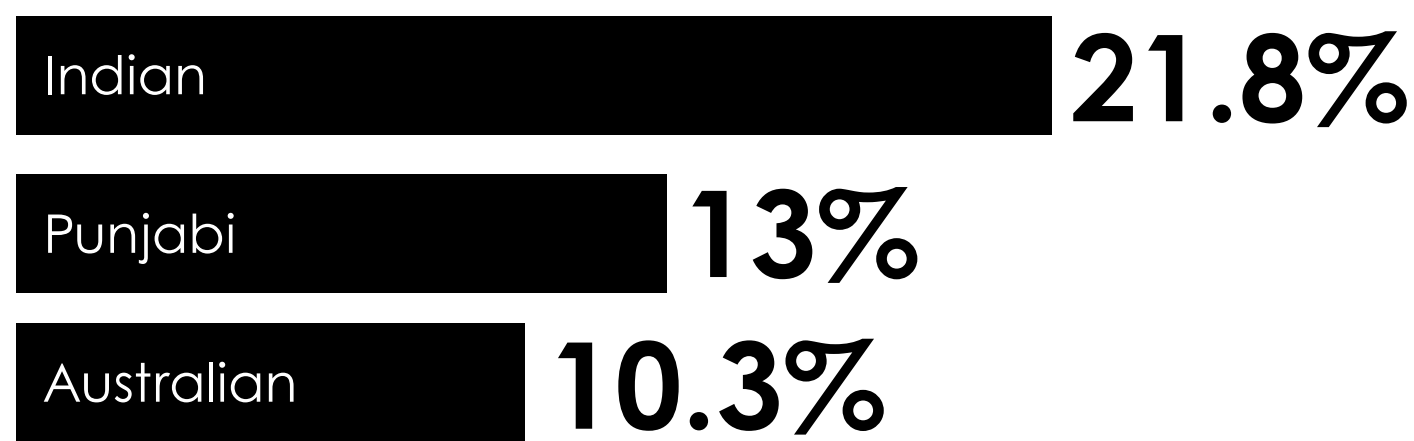
2.3%

of the population in Aintree reported needing assistance in their day-to-day lives due to a disability - this equates to 187 people.

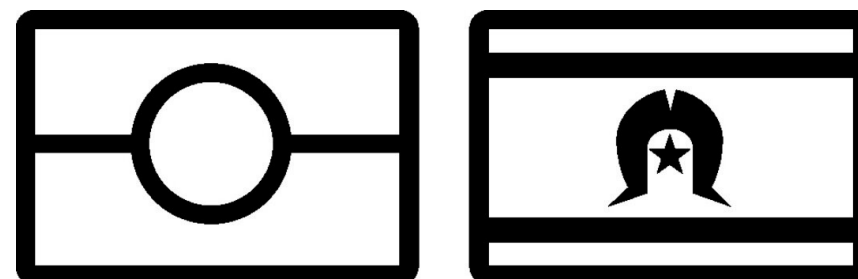


Ancestry

The largest ancestries in Aintree were



0.3% of the population in Aintree were Aboriginal or Torres Strait Islander - this equates to 25 people.



Place of birth

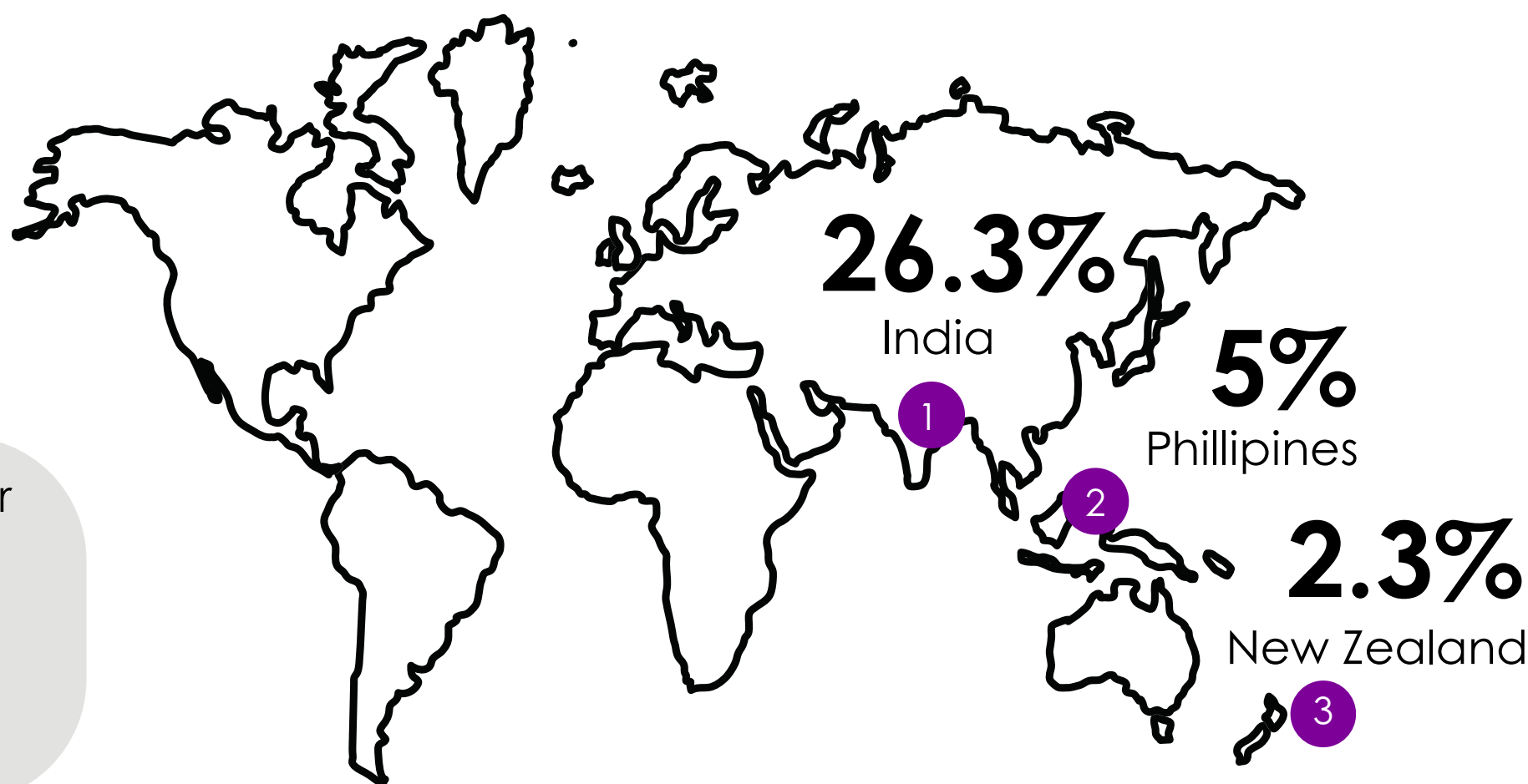
The top three countries of birth outside of Australia for Aintree were



52.2% of people in Aintree were born overseas

Between 2016 and 2021, the number of people born overseas living in Aintree increased by

4121

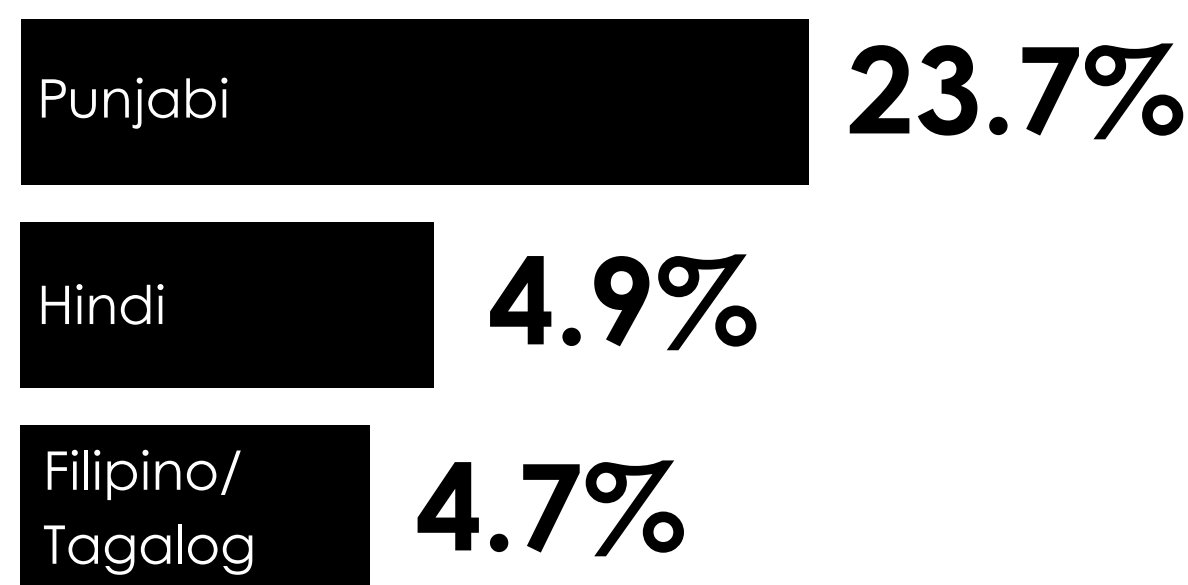


Language

The percentage of people in Aintree who speak a language other than English at home was

64.8%

Other than English, the top three languages spoken at home in Aintree were:



6.2% of the population in Aintree did not speak English at all, or don't speak it well

Between 2016 and 2021, the number of people who used a language other than English at home in Aintree increased by

5123

Religion

The three largest religious affiliations for residents in Aintree were



11.9%

of residents in Aintree said they had no religious affiliation



5.1%

of residents in Aintree did not answer the question on religion

Education

12.4%
of people in Aintree left school at year 10 or below



78.2%
of people in Aintree completed year 12 or equivalent



4%
of people in Aintree were attending university at the time



27.6%
of people in Aintree had no higher qualification



2.7%
of people in Aintree had a TAFE or vocational qualification



39.2%
of people in Aintree had a bachelor's degree or a higher qualification

6.8% of 15-24 year olds in Aintree were disengaged with education and employment

Employment


3902 people in Aintree were employed

The unemployment rate in Aintree was

The top three industries of employment in Aintree was

Health care & social assistance **16.6%**

63% worked full time



30% worked part time


4.9%

Transport postal & warehousing **12.8%**

Construction **9.9%**

Unpaid work

6.5%
of people in Aintree did some form of voluntary work



21%
of people over 15 in Aintree did more than 14 hours of housework each week



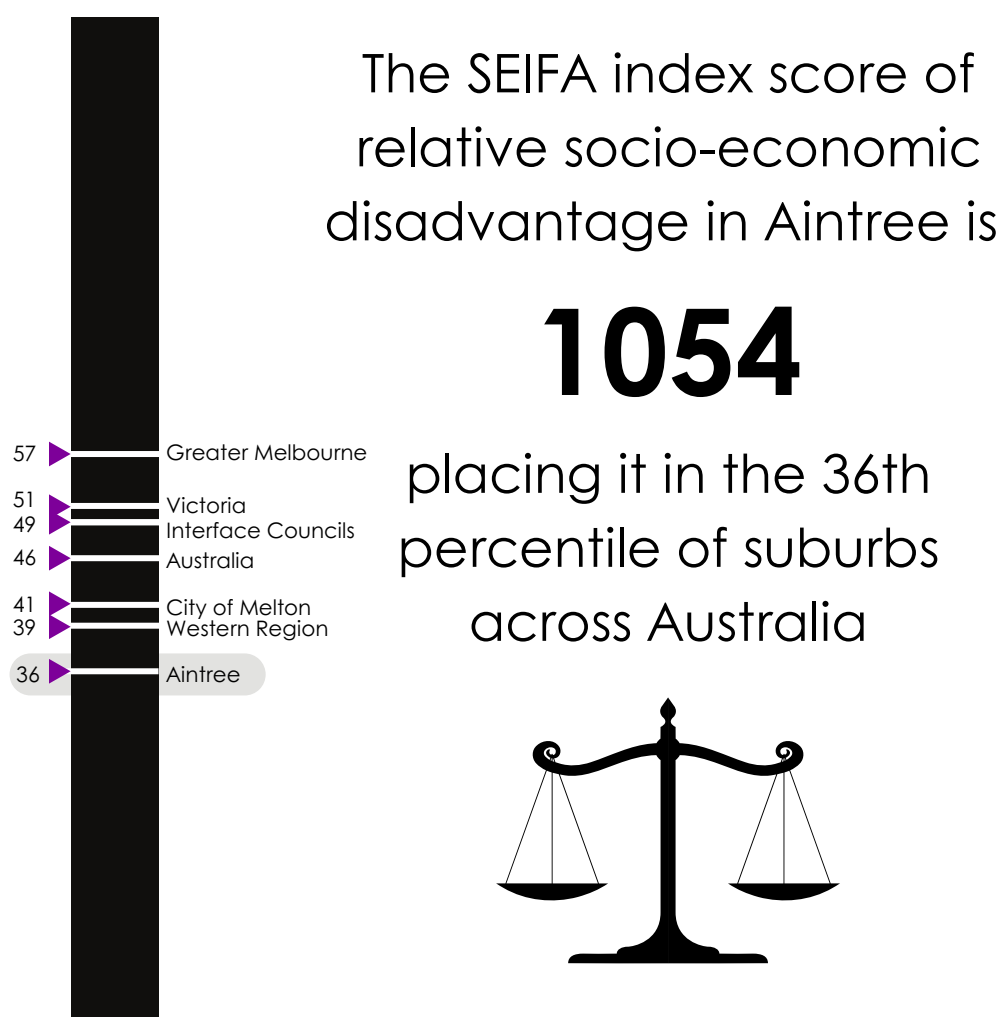
44.8%
of people in Aintree over 15 provided unpaid care to children - this equates to 2447 people. Of these, 239 were caring for children other than their own.



9.6%
of people in Aintree over 15 were providing unpaid assistance to a person with a disability, long term illness or of older age - this equates to 525 people.



Income



The personal median weekly income of people in Aintree was **\$980**

The median weekly household income in Aintree was **\$2348**

The median weekly mortgage repayment in Aintree was **\$500**

Financial stress

In Aintree **19.8%** of homeowners were paying more than 30% of their income on their mortgage

In Aintree **22.6%** of renters were paying more than 30% of their income on their rent

6.6% of households in Aintree were considered a low-income household

Health

15.1% of the population of Aintree reported having one or more health conditions

The most common long term health condition in Aintree was asthma

2.9% of the population of Aintree reported having a mental health condition, including depression and anxiety - this equates to 228 people

