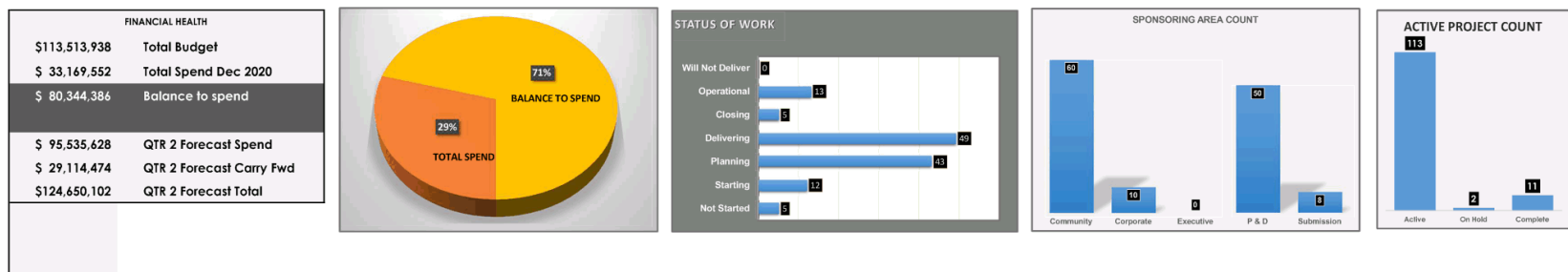


MEETING OF COUNCIL

Item 12.13 Capital Expenditure Report - Period Ended 31 December 2020
Appendix 1 Capital Expenditure Report for period ended 31 December 2020

15 MARCH 2021

Page 1



Project Details					Budget							Timeframes		Performance
SPONSOR AREA	PROJECT NAME	WORK STATUS	PROJECT SPONSOR	PROJECT OWNER	2021 BUDGET	2021 YTD Spend Dec 2020	VARIANCE 2021 BUDGET LESS 2021 YTD	QTR 2 FORECAST SPEND	QTR 2 FORECAST2 CARRY FWD	QTR 2 FORECAST TOTAL	VARIANCE 2021 QTR 2 FORECAST LESS 2021 BUDGET	START DATE	HANDOVER DATE	PERCENT OF PROJECT COMPLETE
Community	Cobblebank Indoor Stadium	Delivering	Maurie Heaney	Troy Scoble	\$ 22,000,000	\$ 11,830,533	\$10,169,467	\$22,800,000	\$ -	\$22,800,000	\$ 800,000	7-Nov-18	27-Aug-21	81%
Community	Eynesbury Sporting Facility	Delivering	Maurie Heaney	Troy Scoble	\$ 10,381,299	\$ 5,904,066	\$ 4,477,233	\$ 9,881,299	\$ 500,000	\$10,381,299	\$ -	6-Nov-17	28-May-21	82%
P & D	Taylor's Rd and Westwood Dr Intersection	Planning	Luke Shannon	Sam Romaszko	\$ 5,300,000	\$ 22,327	\$ 5,277,673	\$ 500,000	\$ 4,800,000	\$ 5,300,000	\$ -	1-Mar-19	30-Mar-22	35%
P & D	Renewal Program - Sealed Roads	Delivering	Luke Shannon	Sam Romaszko	\$ 4,545,624	\$ -	\$ 4,545,624	\$ 4,545,624	\$ -	\$ 4,545,624	\$ -	1-Jul-20	30-Jun-21	60%
P & D	Boundary Road - Mt. Cottrell to The Mall	Planning	Luke Shannon	Sam Romaszko	\$ 4,411,922	\$ 2,315	\$ 4,409,607	\$ -	\$ 4,411,922	\$ 4,411,922	\$ -	1-Mar-19	30-Oct-21	20%
P & D	Caroline Springs Blvd & Rockbank Middle Rd Si	Planning	Luke Shannon	Sam Romaszko	\$ 4,170,472	\$ 70,466	\$ 4,100,006	\$ 1,200,000	\$ 2,970,472	\$ 4,170,472	\$ -	1-Mar-19	1-Jun-22	50%
Community	Plumpton Aquatic & Leisure Centre	Not started	Maurie Heaney	Laura-Jo Mellan	\$ 4,000,000	\$ -	\$ 4,000,000	\$ -	\$ 4,000,000	\$ 4,000,000	\$ -	1-Jul-19	30-Jun-21	0%
Community	Eynesbury Station Early Learning Centre	Operational	Maurie Heaney	Brendan Ball	\$ 3,624,357	\$ 2,802,208	\$ 822,149	\$ 5,135,000	\$ -	\$ 5,135,000	\$ 1,510,643	4-Jun-19	1-Dec-20	100%
P & D	Melton Recycling Facility - Stage 2	Planning	Luke Shannon	Les Stokes	\$ 3,298,000	\$ -	\$ 3,298,000	\$ 1,500,000	\$ 1,798,000	\$ 3,298,000	\$ -	23-Mar-20	31-Oct-23	13%
P & D	Brooklyn Rd Signalised Pedestrian Crossing	Planning	Luke Shannon	Sam Romaszko	\$ 2,821,340	\$ 23,908	\$ 2,797,432	\$ 1,221,340	\$ 1,600,000	\$ 2,821,340	\$ -	15-Jan-19	1-Jun-22	45%
Community	Melton Secondary College Sports Field	Not started	Maurie Heaney	Troy Scoble	\$ 2,330,000	\$ -	\$ 2,330,000	\$ -	\$ -	\$ -	\$-2,330,000	6-May-19	29-Sep-20	6%
Community	Brookside Pavilion Redevelopment	Planning	Maurie Heaney	Troy Scoble	\$ 2,124,500	\$ 72,818	\$ 2,051,682	\$ 700,000	\$ 700,000	\$ 1,400,000	\$-724,500	5-Aug-19	30-Jun-21	61%
P & D	CapEx Program - Building Component Renewals	Delivering	Luke Shannon	Brendan Sell	\$ 2,010,000	\$ 297,376	\$ 1,712,624	\$ 2,010,000	\$ -	\$ 2,010,000	\$ -	1-Jul-20	30-Jun-21	20%
Corporate	Western Region Emergency Network Warehouse	Planning	Peter Bean	Peter Bean	\$ 1,940,000	\$ 669	\$ 1,939,331	\$ 340,000	\$ 1,600,000	\$ 1,940,000	\$ -	Commenced	30-Aug-21	10%
Community	Taylor's Hill Youth & Communi. Ctr-Extens. & Upgrade	Planning	Maurie Heaney	Troy Scoble	\$ 1,940,000	\$ 4,677	\$ 1,935,323	\$ 1,440,000	\$ 500,000	\$ 1,940,000	\$ -	3-Aug-20	3-Dec-21	12%
Community	Diggers Rest Community Pavilion and Oval No. 02	Planning	Troy Scoble	Troy Scoble	\$ 1,633,782	\$ 96,361	\$ 1,537,421	\$ 4,150,000	\$ -	\$ 4,150,000	\$ 2,516,218	31-Oct-19	21-Mar-22	25%
Community	Macpherson Park Redevelopment - Stage 2	Delivering	Maurie Heaney	Troy Scoble	\$ 1,500,000	\$ 182,045	\$ 1,317,955	\$ 2,750,000	\$ -	\$ 2,750,000	\$ 1,250,000	1-Jul-20	23-Jun-23	15%
P & D	Alfred Rd, Cobblebank-Rd Construction (Contributn)	Starting	Luke Shannon	Sam Romaszko	\$ 1,500,000	\$ -	\$ 1,500,000	\$ 1,500,000	\$ -	\$ 1,500,000	\$ -	1-Jul-20	30-Jun-21	0%
P & D	Solar Retrofit Program	Planning	Luke Shannon	Les Stokes	\$ 1,400,000	\$ 636	\$ 1,399,364	\$ 800,000	\$ 600,000	\$ 1,400,000	\$ -	28-Feb-20	27-May-21	40%

14

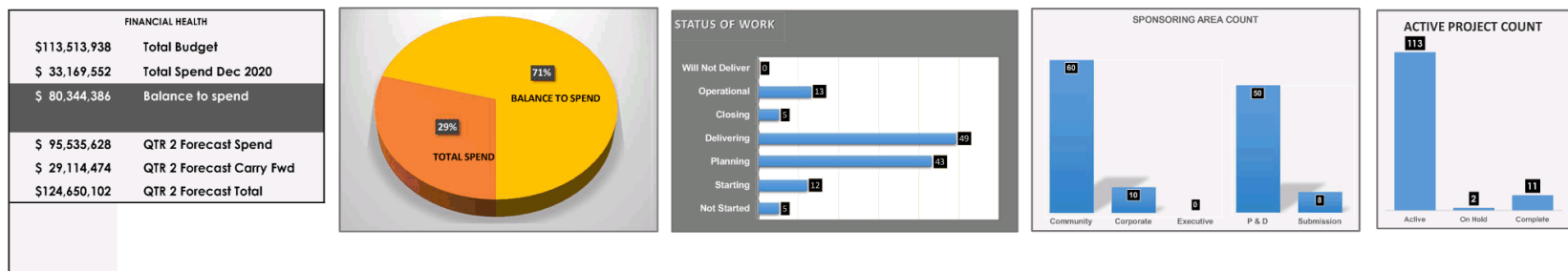
MEETING OF COUNCIL

15 MARCH 2021

Item 12.13 Capital Expenditure Report - Period Ended 31 December 2020

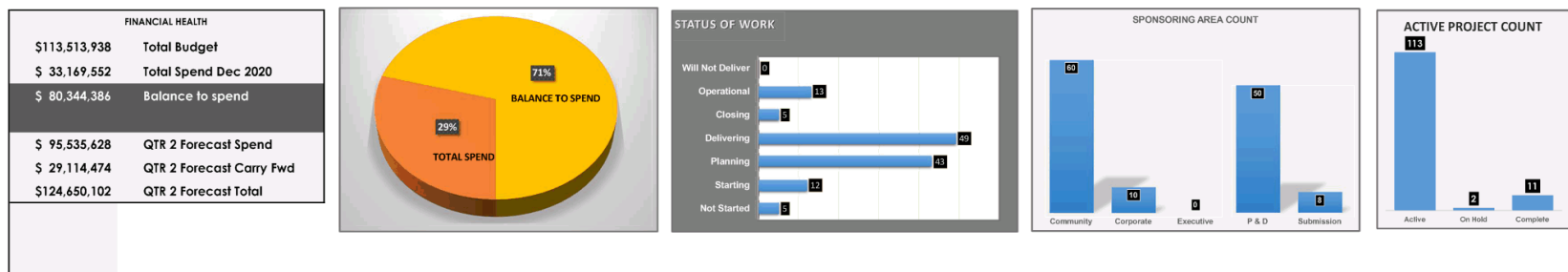
Appendix 1 Capital Expenditure Report for period ended 31 December 2020

Page 2



Project Details					Budget						Timeframes		Performance	
SPONSOR AREA	PROJECT NAME	WORK STATUS	PROJECT SPONSOR	PROJECT OWNER	2021 BUDGET	2021 YTD Spend Dec 2020	VARIANCE 2021 BUDGET LESS 2021 YTD	QTR 2 FORECAST SPEND	QTR 2 FORECAST2 CARRY FWD	QTR 2 FORECAST TOTAL	VARIANCE 2021 QTR 2 FORECAST LESS 2021 BUDGET	START DATE	HANDOVER DATE	PERCENT OF PROJECT COMPLETE
Corporate	Plant Purchases/Replacement	Planning	Peter Bean	Christine Denyer	\$ 1,364,000	\$ 26,433	\$ 1,337,567	\$ 55,000	\$ -	\$ 55,000	-\$1,303,000	1-Jul-20	30-Jun-21	10%
P & D	Shogaki Dve - Ferris Rd to Mount Cottrell Rd	Starting	Luke Shannon	Sam Romaszko	\$ 1,350,000	\$ -	\$ 1,350,000	\$ 1,350,000	\$ -	\$ 1,350,000	\$ -	1-Jul-20	30-Jun-21	0%
Corporate	MCC Accomodation Refit	Delivering	Luke Shannon	Sean McManus	\$ 1,250,000	\$ 703,350	\$ 546,650	\$ 4,500,000	\$ -	\$ 4,500,000	\$ 3,250,000	26-May-20	30-Jun-21	30%
P & D	Footpaths Maintenance/Replacement	Delivering	Luke Shannon	Brendan Sell	\$ 1,154,999	\$ 1,108,792	\$ 46,207	\$ 1,154,999	\$ -	\$ 1,154,999	\$ -	1-Jul-20	30-Jun-21	60%
P & D	Taylors Rd(City Vista-Gourlay)-Rd Duplcn & Signals	Planning	Luke Shannon	Sam Romaszko	\$ 1,115,500	\$ -	\$ 1,115,500	\$ -	\$ -	\$ -	-\$1,115,500	1-Sep-20	21-May-24	10%
P & D	Silverdale Estate - Sound Walls	Planning	Luke Shannon	Sam Romaszko	\$ 1,100,000	\$ 15,260	\$ 1,084,740	\$ 1,100,000	\$ -	\$ 1,100,000	\$ -	9-Sep-19	26-Sep-22	5%
Community	Renewal of Synthetic Playing Surfaces	Delivering	Maurie Heaney	Troy Scoble	\$ 1,067,000	\$ 1,120	\$ 1,065,880	\$ 650,000	\$ 417,000	\$ 1,067,000	\$ -	2-Sep-20	20-Jul-22	20%
P & D	Parks Development Program	Planning	Luke Shannon	Darren Rudd	\$ 1,063,400	\$ -	\$ 1,063,400	\$ 943,400	\$ 120,000	\$ 1,063,400	\$ -	9-Oct-20	23-Oct-23	2%
P & D	Taylors Rd/Gourlay Road-Signalised Intersection	Planning	Luke Shannon	Sam Romaszko	\$ 1,000,000	\$ 259,722	\$ 740,278	\$ 150,000	\$ 1,965,500	\$ 2,115,500	\$ 1,115,500	15-Aug-20	30-Jun-23	10%
P & D	Major Traffic Management Upgrade Program	Planning	Luke Shannon	Sam Romaszko	\$ 981,000	\$ 47,461	\$ 933,539	\$ 981,000	\$ -	\$ 981,000	\$ -	1-Jul-20	30-Jun-21	20%
P & D	Taylors Rd (West Botanical Dr to West City Vista)	Starting	Luke Shannon	Sam Romaszko	\$ 917,718	\$ -	\$ 917,718	\$ 124,718	\$ 793,000	\$ 917,718	\$ -	1-Sep-20	21-May-24	6%
P & D	Shared/Bicycle Paths Construction Program	Delivering	Luke Shannon	Sam Romaszko	\$ 857,520	\$ 4,912	\$ 852,608	\$ 857,520	\$ -	\$ 857,520	\$ -	1-Jul-20	30-Jun-21	60%
Community	CS Community Pavilion Extension	Closing	Maurie Heaney	Troy Scoble	\$ 760,375	\$ 121,226	\$ 639,149	\$ 150,000	\$ -	\$ 150,000	-\$ 410,375	1-Oct-18	15-Dec-20	98%
P & D	Road Rehabilitation Program	Delivering	Luke Shannon	Sam Romaszko	\$ 717,802	\$ 105,669	\$ 612,133	\$ 120,000	\$ -	\$ 120,000	-\$ 597,802	1-Jul-20	30-Jun-21	80%
Community	Female Change Room Upgrade	Delivering	Maurie Heaney	Troy Scoble	\$ 700,256	\$ -	\$ 700,256	\$ 350,256	\$ 350,000	\$ 700,256	\$ -	2-Apr-20	30-Jun-21	10%
Community	City Vista Court	Delivering	Luke Shannon	Sam Romaszko	\$ 684,050	\$ 877,354	\$ 193,304	\$ 877,350	\$ -	\$ 877,350	\$ 193,300	1-Jul-19	25-Mar-21	79%
Community	Kurunjang Tennis Courts	Closing	Maurie Heaney	Troy Scoble	\$ 668,463	\$ 564,885	\$ 103,578	\$ 580,000	\$ -	\$ 580,000	-\$ 88,463	1-Sep-19	18-Dec-20	92%
Community	Arnolds Creek Children & Community Centre 3rd Room	Delivering	Maurie Heaney	Brendan Ball	\$ 600,000	\$ 80,131	\$ 519,869	\$ 600,000	\$ -	\$ 600,000	\$ -	1-May-20	24-Jan-22	20%
Community	Mt. Atkinson Childrens & Community Centre	Planning	Maurie Heaney	Brendan Ball	\$ 568,000	\$ -	\$ 568,000	\$ 400,000	\$ 168,000	\$ 568,000	\$ -	28-Jul-20	30-Oct-23	2%

24



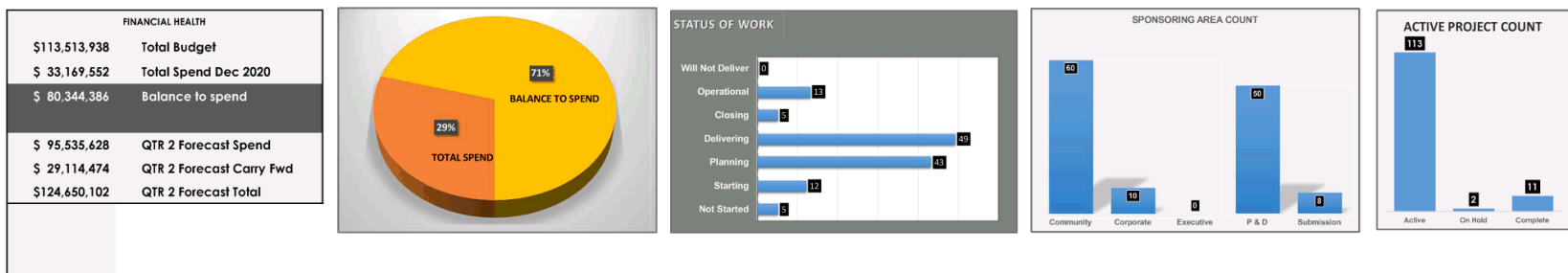
Project Details					Budget							Timeframes			Performance
SPONSOR AREA	PROJECT NAME	WORK STATUS	PROJECT SPONSOR	PROJECT OWNER	2021 BUDGET	2021 YTD Spend Dec 2020	VARIANCE 2021 BUDGET LESS 2021 YTD	QTR 2 FORECAST SPEND	QTR 2 FORECAST2 CARRY FWD	QTR 2 FORECAST TOTAL	VARIANCE 2021 QTR 2 FORECAST LESS 2021 BUDGET	START DATE	HANDOVER DATE	PERCENT OF PROJECT COMPLETE	
P & D	Taylors Road/Plumpton Road-Signalised Intersection	Planning	Luke Shannon	Sam Romaszko	\$ 550,000	\$ 24,430	\$ 525,570	\$ 170,000	\$ 380,000	\$ 550,000	\$ -	2-Sep-20	30-Jun-22	15%	
Corporate	Annual Computer Replacement Project	Delivering	Peter Bean	Mark Domma	\$ 535,000	\$ 99,723	\$ 435,277	\$ 396,000	\$ -	\$ 396,000	-\$ 139,000	1-Jul-20	30-Jun-21	20%	
P & D	Taylors Rd/Sinclairs Rd - Signalised Intersection	Planning	Luke Shannon	Sam Romaszko	\$ 500,000	\$ 9,971	\$ 490,029	\$ 140,000	\$ 360,000	\$ 500,000	\$ -	6-Jul-20	16-Jan-23	15%	
P & D	Hume Drive Stage 2 (Calder Park Drive- Gourlay Rd)	Planning	Luke Shannon	Sam Romaszko	\$ 500,000	-\$ 8,797	\$ 508,797	\$ 100,000	\$ 400,000	\$ 500,000	\$ -	23-Sep-20	31-May-22	10%	
Community	Cobblebank Community Pavilion and Grandstand	Starting	Maurie Heaney	Troy Scoble	\$ 500,000	\$ -	\$ 500,000	\$ 500,000	\$ -	\$ 500,000	\$ -	1-Oct-18	18-Aug-23	1%	
P & D	Troups Rd South (Greigs to Boundary) - Road Constn	Planning	Luke Shannon	Sam Romaszko	\$ 500,000	\$ 20,900	\$ 479,100	\$ 500,000	\$ -	\$ 500,000	\$ -	3-Aug-20	7-Oct-24	5%	
Community	Library Collection	Delivering	Maurie Heaney	Susie Prestney	\$ 495,000	\$ 232,409	\$ 262,591	\$ 495,000	\$ -	\$ 495,000	\$ -	1-Jul-20	30-Jun-21	20%	
P & D	Melton Recycling Facility Improvements	Planning	Luke Shannon	Les Stokes	\$ 492,742	\$ 353,397	\$ 139,345	\$ 492,742	\$ -	\$ 492,742	\$ -	23-Mar-20	31-Oct-23	13%	
Submission	Hillside Recreation Pavillion	Planning	Troy Scoble	Troy Scoble	\$ 468,360	\$ -	\$ 468,360	\$ 60,000	\$ 408,360	\$ 468,360	\$ -	17-Aug-20	17-Dec-21	49%	
P & D	Roadside Hazard/Safety Improvements Program	Planning	Les Stokes	Sam Romaszko	\$ 417,856	\$ 254,989	\$ 162,867	\$ 417,856	\$ -	\$ 417,856	\$ -	Commenced	30-Jun-21	20%	
P & D	Caroline Springs Blvd/The Crossing-Signalised Inte	Planning	Luke Shannon	Sam Romaszko	\$ 400,000	\$ -	\$ 400,000	\$ 400,000	\$ -	\$ 400,000	\$ -	20-Jul-20	27-Mar-23	11%	
Community	Tennis Court Upgrade	Delivering	Troy Scoble	Troy Scoble	\$ 370,000	\$ 1,600	\$ 368,400	\$ 370,000	\$ -	\$ 370,000	\$ -	1-Jul-20	30-Jun-23	0%	
P & D	Traffic Management Devices Program	Planning	Luke Shannon	Sam Romaszko	\$ 362,237	\$ -	\$ 362,237	\$ 362,237	\$ -	\$ 362,237	\$ -	Commenced	30-Jun-21	30%	
P & D	Streetscape Improvements (Pride of Melton)	Operational	Luke Shannon	Sam Romaszko	\$ 350,000	\$ 169,681	\$ 180,319	\$ 520,000	\$ -	\$ 520,000	\$ 170,000	26-Oct-15	12-May-20	100%	
P & D	Bulmans Road Urbanisation	Planning	Luke Shannon	Sam Romaszko	\$ 334,670	\$ 67,816	\$ 266,854	\$ 284,670	\$ 50,000	\$ 334,670	\$ -	5-Aug-19	21-Jan-22	51%	
Community	Netball Court Upgrade	Delivering	Maurie Heaney	Troy Scoble	\$ 315,257	\$ -	\$ 315,257	\$ 315,257	\$ -	\$ 315,257	\$ -	1-Jul-20	30-Jun-21	60%	
Community	Melton Community Pavilion	Delivering	Maurie Heaney	Troy Scoble	\$ 300,000	\$ 9,995	\$ 290,005	\$ 200,000	\$ -	\$ 200,000	-\$ 100,000	1-Jul-20	30-Apr-21	10%	
P & D	CapEx Program - Refurbishment Public Conveniences	Delivering	Les Stokes	Brendan Sell	\$ 295,355	\$ 46,225	\$ 249,130	\$ 295,355	\$ -	\$ 295,355	\$ -	1-Jul-20	30-Jun-21	0%	
P & D	Parks & Open Space Structures Renewal	Delivering	Luke Shannon	Brendan Sell	\$ 268,041	\$ 5,030	\$ 263,011	\$ 268,041	\$ -	\$ 268,041	\$ -	1-Jul-20	30-Jun-21	15%	

MEETING OF COUNCIL

Item 12.13 Capital Expenditure Report - Period Ended 31 December 2020
 Appendix 1 Capital Expenditure Report for period ended 31 December 2020

15 MARCH 2021

Page 4



Project Details			Budget									Timeframes		Performance
SPONSOR AREA	PROJECT NAME	WORK STATUS	PROJECT SPONSOR	PROJECT OWNER	20/21 BUDGET	20/21 YTD Spend Dec 2020	VARIANCE 20/21 BUDGET LESS 20/21 YTD	QTR 2 FORECAST SPEND	QTR 2 FORECAST2 CARRY FWD	QTR 2 FORECAST TOTAL	VARIANCE 20/21 QTR 2 FORECAST LESS 20/21 BUDGET	START DATE	HANDOVER DATE	PERCENT OF PROJECT COMPLETE
Community	Sporting Ground Upgrade	Delivering	Luke Shannon	Brendan Sell	\$ 252,200	\$ 9,980	\$ 242,220	\$ 29,980	\$ 222,220	\$ 252,200	\$ -	1-Jul-20	30-Jun-21	0%
Community	Caroline Springs Community Facility	Closing	Maurie Heaney	Troy Scoble	\$ 250,000	\$ -	\$ 250,000	\$ 250,000	\$ -	\$ 250,000	\$ -	1-Oct-18	15-Dec-20	98%
Corporate	Public Art Installation	Delivering	Maurie Heaney	Susie Prestney	\$ 247,936	\$ -	\$ 247,936	\$ 147,936	\$ -	\$ 147,936	\$ -100,000	1-Jul-20	30-Jun-21	20%
Corporate	PSP/ICP infrastructure Design	Starting	Peter Bean	Sam Rumoro	\$ 238,412	\$ -	\$ 238,412	\$ 238,412	\$ -	\$ 238,412	\$ -	1-Jul-20	30-Jun-21	0%
P & D	Irrigation System Renewal Program	Delivering	Luke Shannon	Brendan Sell	\$ 235,591	\$ 110,671	\$ 124,920	\$ 235,591	\$ -	\$ 235,591	\$ -	1-Jul-20	30-Jun-21	60%
Community	Courthouse Cafe	Planning	Maurie Heaney	Peter Bean	\$ 235,000	\$ -	\$ 235,000	\$ 450,000	\$ -	\$ 450,000	\$ 215,000	29-May-19	27-Apr-21	26%
Community	Burnside Heights Recreation Reserve-Car park	Delivering	Maurie Heaney	Troy Scoble	\$ 220,000	\$ 253,065	\$ 33,065	\$ 320,000	\$ -	\$ 320,000	\$ 100,000	16-Sep-19	26-Apr-21	70%
P & D	Drainage Infrastructure program	Delivering	Sam Romaszko	Sam Romaszko	\$ 203,550	\$ 91,916	\$ 111,634	\$ 203,550	\$ -	\$ 203,550	\$ -	1-Jul-20	30-Jun-21	20%
Community	Toilet facility at Tenterfield Park, Burnside Heights	Planning	Maurie Heaney	Brendan Sell	\$ 200,000	\$ 380	\$ 199,620	\$ 200,000	\$ -	\$ 200,000	\$ -	27-May-19	13-Apr-21	10%
Corporate	PSP Council Funded Portion WIK/Land	Delivering	Peter Bean	Sam Rumoro	\$ -	\$ 1,807,575	\$ 1,807,575	\$ 2,430,643	\$ -	\$ 2,430,643	\$ 2,430,643		30-Jun-20	0%
Corporate	PSP-Public Open Space Compensation	Delivering	Peter Bean	Sam Rumoro	\$ -	\$ 1,538,300	\$ 1,538,300	\$ 2,017,896	\$ -	\$ 2,017,896	\$ 2,017,896		30-Jun-20	0%
P & D	Pedestrian Level Crossing Upgrades	Delivering	Luke Shannon	Sam Romaszko	\$ -	\$ 1,431,898	\$ 1,431,898	\$ 1,431,898	\$ -	\$ 1,431,898	\$ 1,431,898		30-Jun-20	0%
P & D	Sinclair Road, Deanside - Bridge Construction	Planning	Luke Shannon		\$ -	\$ 1,365	\$ 1,365	\$ 364,733	\$ -	\$ 364,733	\$ 364,733			
Community	Caroline Springs Lake Public Toilet	Delivering	Maurie Heaney	Brendan Sell	\$ 185,307	\$ 28,982	\$ 156,325	\$ 300,000	\$ -	\$ 300,000	\$ 114,693	27-May-19	13-Apr-21	68%
Submission	Taylor's Hill Shopping Centre Right Lane	Delivering	Luke Shannon	Sam Romaszko	\$ 127,483	\$ -	\$ 127,483	\$ 280,000	\$ -	\$ 280,000	\$ 152,517	1-Apr-19	9-Apr-21	65%
P & D	Bridge Rehabilitation Program	Delivering	Luke Shannon	TBD	\$ -	\$ 204,508	\$ 204,508	\$ 250,000	\$ -	\$ 250,000	\$ 250,000			
											\$ -			
	Totals for projects with budget below \$200,000				\$ 4,312,562	\$ 1,176,818	\$ 3,135,744	\$ 4,680,325	\$ -	\$ 4,680,325	\$ 367,763			

44

MEETING OF COUNCIL

15 MARCH 2021

Item 12.13 Capital Expenditure Report - Period Ended 31 December 2020

Appendix 1 Capital Expenditure Report for period ended 31 December 2020

Summary of Major Proposed Carry Forwards to 2021/22	QTR 2 Proposed Carry Forward	Explanation
Melton Recycling Facility - Stage 2	1,798,000	Forecasting that \$1.5M will be spent and \$1.798M carry forward. Design work is currently in progress and construction is currently scheduled to commence in May 2021.
Brookside Pavilion redevelopment	700,000	The project has experienced delays during the design process to ensure the scope matches the project requirements and available budget. Forecasting \$700,000 spend is current FY and \$700k carry forward to complete project in 2021/22.
Plumpton Aquatic & Leisure Centre	4,000,000	The project budget is for land acquisition. Land acquisition is dependent on land developer activity. Development is not currently occurring in this area and it is therefore unlikely land purchase will occur this FY.
Caroline Springs Blvd/Rockbank Middle Rd Signals	2,970,472	Project is currently in design phase. The project budget profiling over financial years did not reflect the current project schedule. Construction is currently scheduled to take place in 2021/22.
Eynesbury Sporting Facility	500,000	The project is currently in the construction phase and proceeding in accordance with the schedule. Forecasting \$9.88M expenditure in current FY and \$500K carry forward to complete project in early 2021/22.
Taylors Rd (West Botanical Dr to West City Vista)	793,000	Project is currently in design phase. The project budget profiling over financial years did not reflect the current project schedule. Construction is currently scheduled to take place in 2021/22.
Taylors Rd and Westwood Dr Intersection	4,800,000	Project is currently in design phase. The project budget profiling over financial years did not reflect the current project schedule. Construction is currently scheduled to take place in 2021/22.
Solar Retrofit Program	600,000	Program impacted by COVID-19 restrictions due to consultants not being allowed to carry out work onsite. Forecasting \$800k will be spent in current FY and \$600k carry forward to 2021/22 to complete program.
Boundary Road - Mt. Cottrell to The Mall	4,411,922	Project is currently being delayed awaiting the establishment of an MOU with Wyndham Council. It is likely that full amount of \$4,411,922 will be carried forward to 2021/22
Brooklyn Rd Signalised Pedestrian Crossing	1,600,000	Project is currently in design phase. The project budget profiling over financial years did not reflect the current project schedule. Construction is currently scheduled to take place in 2021/22.
TaylorsHillYouth&Ccommuni.Ctr- Extens.&Upgrade	1,600,000	Project is contingent on Brookside Pavilion Development being completed as clubs are moving between facilities to allow works to take place. Forecasting \$340K expenditure in current FY and \$1.6M carry forward to complete project in 2021/22.
Western Region Emergency Network Warehouse	500,000	Project is currently under construction and expected to be completed in August 2021. Forecasting \$1.44M expenditure in current FY and \$500K carry forward to complete project in 2021/22.
Taylors Rd/Gourlay Road- Signalised Intersection	1,965,500	Project is currently in design phase. The project budget profiling over financial years did not reflect the current project schedule. Construction is currently scheduled to take place in 2021/22.

MEETING OF COUNCIL

Item 12.13 Capital Expenditure Report - Period Ended 31 December 2020
Appendix 1 Capital Expenditure Report for period ended 31 December 2020

15 MARCH 2021

Summary of variance to 2020/21 Project Budgets	Variance 20/21 Qtr 2 Forecast Less 20/21 Budget	Explanation
MCC Accommodation Refit	3,250,000	Total Refurbishment of facility brought forward when the building was vacated due to COVID conditions and funds to complete the project are available in the accommodation reserve account. Forecast increase to satisfy project scope has been previously agreed with Council.
Diggers Rest Community Pavilion and Oval No. 02	2,516,218	Forecast has been increased to reflect timeframe requirement of the GSF funding agreement. Additional expenditure will be offset by GSF funding of \$2.5M.
PSP Council Funded Portion WIK/Land	2,430,643	Council has maintained a forecast value of the external apportionment for the active open space in the Melton North PSP mainly from Pennyroyal AR01 for \$623k and Little Creek AR01 for \$1.8m of which \$1.8m have been recognised from the Little Creek development.
PSP-Public Open Space Compensation	2,017,896	This is the value of the POS Land to be transferred to Council, the forecast has been revised down by the value of POS land from Little Creek which was lower than anticipated as the land provided was smaller in size as identified by City Design.
Eynesbury Station Early Learning Centre	1,510,643	Forecast has been increased to satisfy payment commitments to the Victorian School Building Authority that aligned with milestones to have the facility completed in 2020. The additional expenditure is fully offset through State Gov't funding.
Pedestrian Level Crossing Upgrades	1,431,898	Payment to State Gov't for externally managed works associated with the Melton rail duplication project including the construction of a number of pedestrian crossings along the rail corridor. The payment is fully offset through developer contributions.
Macpherson Park Redevelopment - Stage 2	1,250,000	Forecast increase due to funding agreement commitments requiring project to be delivered ahead of original schedule. The additional expenditure is offset through State Gov't funding.
Taylors Rd/Gourlay Rd - Signalised Intersection	1,115,500	Forecast increase is the result of combining two Taylors Rd projects that will be delivered together into a single project. There is a corresponding decrease for the Taylors Rd(City Vista-Gourlay)-Rd Duplcn & Signals below resulting in zero net impact on the budget.
Cobblebank Indoor stadium	800,000	Forecast has been increased to reflect proposed contract payments that will occur in the current FY.
Sinclair's Road, Deanside - Bridge Construction	364,733	The design of this project was brought forward to ensure timely delivery of the project in future financial years. Council approved the expenditure at Nov Council Meeting.
Bridge Rehabilitation Program	250,000	Expecting over expenditure this year due to significant vehicle accident damages to 3 bridges.
Courthouse Cafe	215,000	Forecast has been increased in line with recent Council resolution for the structural fitout of the building. The additional expenditure is offset through State Gov't funding.
City Vista Court	193,300	Increased forecast required due to contractual delays caused by service relocations and the impacts of Covid. Additional expenditure will be offset through developer contributions.
New Footpaths Construction Program	180,711	The program has two ledgers. This ledger's forecast has been increased to include the \$180,711 budget against Footpath Construction (below). There is a corresponding decrease to Footpath Construction below resulting in zero net impact on the budget.
Streetscape Improvements (Pride of Melton)	170,000	Forecast has increased to complete rectification of raised crossing in front of MLLH. Council approved additional expenditure on this project when the contract was awarded.
Taylors Hill Shopping Centre Right Lane	152,517	Forecast has been increased to ensure project completion in accordance with Council resolution.
Caroline Springs Public Toilet	114,693	Forecast has been increased due to Council decision to relocate toilet to an alternate location. This includes funds already expended at the original Lake Caroline site.
Burnside Heights Recreation Reserve-Car park	100,000	Forecast has increased due to additional scope included in contract. Council approved additional expenditure when contract was awarded.
Kurunjang Tennis Courts	-88,463	Project forecast to be completed under budget due to competitive pricing during procurement.
Public Art Installation	-100,000	Covid has delayed some projects in the program. These projects will now be delivered in 2021/22.
Melton Community Pavilion	-100,000	The budget of \$300K was an allocation for the design of the pavilion. The forecast of \$200K is sufficient for the funds required for design in 2020/21.
Annual Computer Replacement Project	-139,000	The total cost of the Annual Computer Replacement Project remains unchanged. The forecast has been reduced due to a rebalance of IT costs between capital and operating expenditure. There is a corresponding forecast increase against operating expenditure.
Footpath Construction	-180,711	The program has two ledgers. This ledger's forecast has been decreased in line with an increase to the New Footpaths Construction Program above resulting in zero net impact on the budget.
Road Rehabilitation Program	-597,802	Projects that were forecast to carry over to 2020/21 were completed early and therefore the full amount of carry forward funds are no longer required.
CS Community Pavilion Extension	-610,375	Project completed ahead of schedule in 2019/20. Forecast reduced to reflect funds required to finalise project.

MEETING OF COUNCIL

Item 12.13 Capital Expenditure Report - Period Ended 31 December 2020

Appendix 1 Capital Expenditure Report for period ended 31 December 2020

15 MARCH 2021

Summary of variance to 2020/21 Project Budgets	Variance 20/21 Qtr 2 Forecast Less 20/21 Budget	Explanation
Brookside Pavilion redevelopment	-724,500	The 2020/21 budget figure of \$2,124,500 is incorrect due to a miscalculation of receipted funding and carry forward. The forecast of \$1.4M is consistent with the funds required to deliver the project.
Taylor's Rd(City Vista-Gourlay)-Rd Duplcn & Signals	-1,115,500	Forecast decrease is the result of combining two Taylor's Rd projects that will be delivered together into a single project. There is a corresponding increase for the Taylor's Rd/Gourlay Rd - Signalised Intersection above resulting in zero net impact on the budget.
Plant Purchases/Replacement	-1,309,000	Forecast decrease is related to Council's decision to move to Novated Leasing of vehicles. The budget had allowed for ongoing replacement of Council's fleet of private use vehicles.
Melton Secondary College Sports Field	-2,330,000	The Victorian School Building Authority (VSBA) requested Council to undertake this project on its behalf. Protracted negotiations on a suitable funding agreement have resulted in the VSBA deciding to complete the project itself. Project will no longer be delivered by Council and therefore the budget is not required.