

APPENDIX 2 – 19/013 HANNAH WATTS PARK UPGRADE




A priority of the design process for the Hannah Watts Park Upgrade has been the consideration of accessibility, particularly considering the proposed demolition of the liberty swing. The liberty swing has been assessed by Council officers as nearing the end of its lifecycle, and does not provide the inclusivity that more recent play elements provide, so the Hannah Watts Park Upgrade provides opportunities to improve the overall accessibility profile of the park.




The design team has incorporated a number of different accessible elements in the park, including general accessibility, accessible play and accessible picnic facilities. Details of this and a plan of the park upgrade are provided below.

Table 1.0: General Accessibility Inclusions

General	
Footpaths	DDA complaint footpaths linking the carpark to the picnic facilities and play areas.
Toilets	Proposed toilet block will be eastern side of the carpark, and will feature a unisex disabled cubicles, and two unisex ambulant cubicles.
Lighting	Lighting proposed to the concrete path linking the carpark to the picnic facilities, and includes lighting to the toilet block and shelters.

Table 2.0: Accessible Play Inclusions

Accessible Play		Image
Rubber Paths	Rubber softfall paths to accessible play, providing easier access in comparison to softfall mulch.	
Carousel	Inclusive carousel spinner with space for wheelchair. Will be installed level with the surrounding rubber surfacing.	
Basket Swing	Inclusive swing which allows for someone to be lifted into the swing, and for multiple people to be in the swing simultaneously.	

<p>Trampolines</p>	<p>Two trampolines surrounded by rubber which allows someone in a wheelchair to be bounced with assistance.</p>	
<p>Disabled Swing Seat</p>	<p>A swing seat which provides additional support, including for the back and neck.</p>	
<p>Interactive Panels to Tower Base</p>	<p>Providing interactive play panels on the rubber surfaced ground floor of the tower, providing play for children whose disability prevents them from climbing. The two proposed are a musical board and a 'shopfront'. Actual colours will be different on site.</p>	






<p>Natural Hideout Area</p>	<p>Vertical logs which provide a feeling of enclosure to children whose disability contributes to an aversion of open spaces.</p>	
<p>Sensory Play</p>	<p>A dry creekbed and planting providing sensory play to children of varying abilities.</p>	
<p>Planting Around Perimeter</p>	<p>Variety of trees and tubestock planting around the playspace providing a barrier between the playground and vehicles.</p>	

Table 3.0: Accessible Picnic Facility Inclusions

Accessible Picnic Facilities		Figure
Drinking Fountain	An accessible fountain which provides space for a wheelchair or mobility scooter.	
BBQs	An accessible BBQ which provides space for a wheelchair or mobility scooter.	

<p>Picnic Tables</p>	<p>A picnic bench setting which features offset posts, providing space underneath the table for a wheelchair or mobility scooter.</p>	
<p>Seating Variety</p>	<p>A variety of seating options provided, with space adjacent for wheelchairs, mobility scooters or prams where appropriate.</p>	
<p>Circulation Space</p>	<p>Sufficient space is provided between the shelter posts and picnic tables / BBQs for a wheelchair or mobility scooter to navigate comfortably.</p>	



These with fixed slides and multiple climbing elements. Accessible interactive play panels to be incorporated in base of tower.



Nature play rocky creek and mulch planting for health and imaginative play



Generous picnic shelter, with wheelchair accessible BBQs and table settings




Play area with large logs and rocks. This area will be used to challenge young children's balance skills and provide tactile, natural materials.



Proposed three-section toilet block with lighting



In-ground trampolines with softfall rubber around for equal access



Wheel On-Road off with circular rubber slides for equal access



Modern natural play with large trunks. Immersive engagement provides a semi-enclosed space from which to observe around.

Drawing No. **S1** OF 1 A
 Drawing Name: **Stage 1 - Concept Plan**

Project No. **18017**
Hannah Watts Park - Stage 1
 Hannah Watts Park
 MELTON VIC

Scale: **1:200 @ A1**
 Date: **1/27/18**
 Author: **TR**
 Check: **TR**
 Date: **1/27/18**
 Scale: **1:200**

NO.	DATE	REVISION	BY	DATE
1	27/1/18	TR	TR	27/1/18

Victoria Government
 MELTON

Victoria Government
 MELTON

FOR TENDER

LANDSCAPE ARCHITECTS & URBAN DESIGN CONSULTANTS

urban initiatives

GROUND FLOOR 142 FRANKLIN STREET
 MELBOURNE, VIC 3000
 T: (03) 9229 8888
 F: (03) 9229 8888
 W: www.urbaninitiatives.com.au
 E: info@urbaninitiatives.com.au